

PROPOSED AGENDA
PUBLIC TRANSPORTATION & PARKING COMMISSION

APRIL 19.2017

(9:15 a.m.)

Public Works Department

Conference Room

- | | | |
|-------|---|----------------|
| I. | Call to Order/Welcome | Charles Moore |
| II. | Roll Call/Establish Quorum | Charles Moore |
| III. | Additions/Deletions to the Agenda | Charles Moore |
| IV. | Approval of March 15, 2017 Minutes (Attachment A) | Charles Moore |
| V. | Public Comments | Charles Moore |
| VI. | New Business | Charles Moore |
| | 1. Parking Study Update | Roger Johnson |
| | 2. Naming GTAC Building | Kevin Mulligan |
| | 3. National Transportation Day (Dump the Pump) | |
| | 4. GREAT Presentation | Wendy Hyman |
| VII. | Old Business | Charles Moore |
| | 1. GTAC | Kevin Mulligan |
| VIII. | Other - FYI | |
| | 1. GREAT Monthly Report (Attachment B) | Lamont Jackson |
| | 2. Upcoming Projects and Meetings Information | Lamont Jackson |
| IX. | Proposed Agenda Items for May 17, 2017 | Charles Moore |
| X. | Adjourn Meeting | Charles Moore |

ATTACHMENT A

Minutes

April 19, 2017

**PUBLIC TRANSPORTATION & PARKING COMMISSION
MINUTES
MARCH 15, 2016**

The Public Transportation and Parking Commission met on the above date at 9:15 a.m. in the Conference Room of the Public Works Department.

Members Present: Mr. Charles Moore Mrs. Jessica Harley Ms. Dee Dinsdale
 Mr. Dave Schwartz Mrs. Bianca Shoneman

Staff Present: Mr. Reggie Elbert Mrs. Rachel Manning

Guests: Danny Elzie

I. WELCOME

Mr. Moore called the meeting to order.

II. ROLL CALL/ESTABLISH QUORUM

Mr. Moore established a quorum.

III. ADDITIONS/DELETIONS TO THE AGENDA

There were no additions or deletions to the agenda.

IV. APPROVAL OF FEBRUARY 15, 2017 MINUTES

A motion was made by Mrs. Shoneman to approve the February 15, 2017 minutes as presented. The motion was seconded by Mr. Schwartz and passed unanimously.

V. PUBLIC COMMENTS

There were no public comments.

VI. NEW BUSINESS

There was no new business to discuss.

VII. OLD BUSINESS

1. GTAC Update

There were no new updates presented.

VIII. OTHER – FYI

1. GREAT Monthly Report

Mr. Elbert presented the GREAT monthly report. He stated expenses were remaining under budget for year to date.

2. Upcoming Projects & Meetings Information

Mr. Elbert stated there were no upcoming projects and meetings to announce.

IX. PROPOSED AGENDA ITEMS FOR APRIL 19, 2017

1. Parking Study Update

2. Naming GTAC Building

3. National Public Transportation Day (Dump the Pump)

X. ADJOURN MEETING

With there being no further business to conduct, Mr. Schwartz made a motion to adjourn the meeting. Mrs. Harley seconded the motion. The motion passed unanimously and the meeting adjourned. The next meeting is scheduled for April 19, 2017 at 9:15 a.m. at City Hall.

Respectfully submitted,

Rachel Manning, Secretary
Public Transportation & Parking Commission

ATTACHMENT B
GREAT MONTHLY REPORT

April 2017

GREENVILLE AREA TRANSIT

Data Report March 2017

	March 2017	March 2016	YTD FY 2017	YTD FY 2016
PASSENGERS				
GREAT Trips	31,712	38,896	301,369	360,987
Paratransit Trips	1,170	1,111	8,620	8,993
Subtotal	32,882	40,007	309,989	369,980

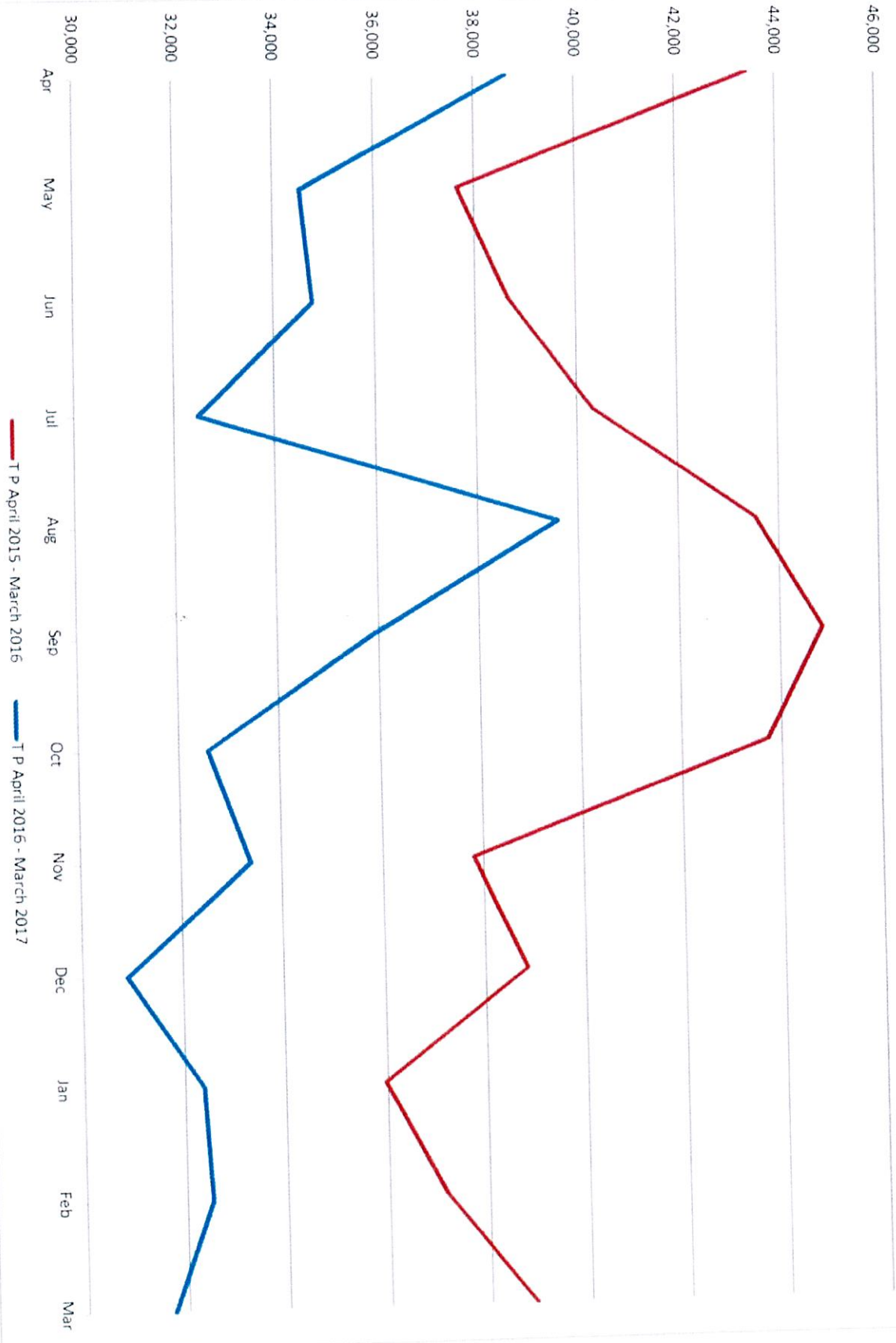
Tour Bus Trips	0	0	0	0
Total	32,882	40,007	309,989	369,980

PATS/GREAT Connector	392	199	7,842	199
----------------------	-----	-----	-------	-----

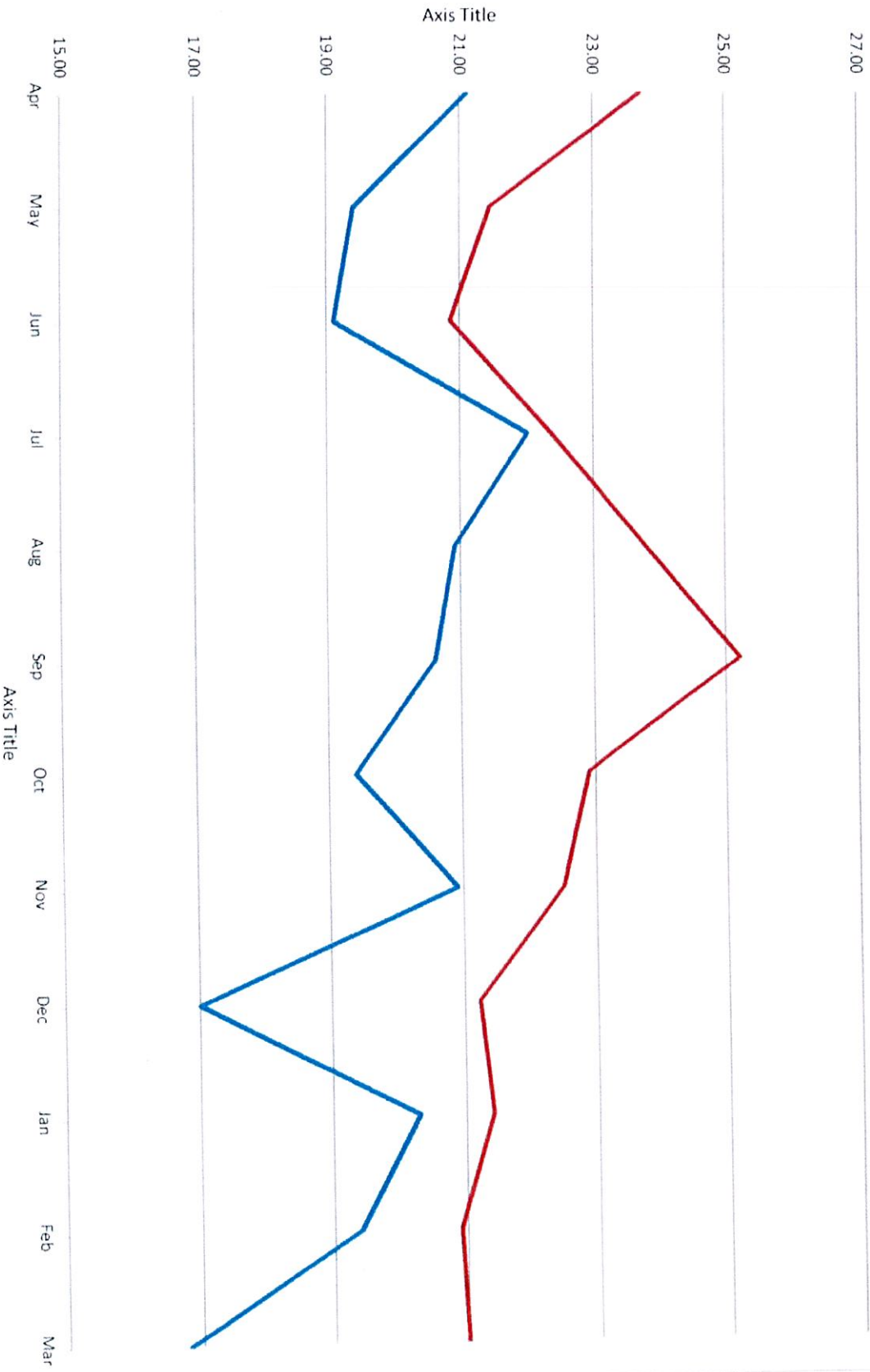
Days of Service	27	26	229	228
Passengers Per Day	1,218	1,539	12,240	14,602
Hours of Service	1,893	1,824	15,840	16,054
Passengers Per Hour	17.4	21.9	176.7	207.3
Miles of Service	27,135	26,080	226,962	221,695
Passengers Per Mile	1.2	1.5	12.3	15.0

FIXED ROUTE SERVICE ONLY	Month FY 17	Month FY 17	YTD FY 17	YTD FY 17	YTD S	YTD % Actual vs Budget
	Actual	Budget	Actual	Budget	Variance	
TOTAL EXPENSES	\$ 130,938.08	\$ 210,834.33	\$ 1,360,860.67	\$ 1,897,509.00	\$ (536,648.33)	53.79%
TOTAL REVENUE	\$ 24,706.82	\$ 31,667.83	\$ 189,371.10	\$ 285,010.50	\$ (95,639.40)	7.48%
NET COST	\$ 106,231.26	\$ 179,166.50	\$ 1,171,489.57	\$ 1,612,498.50	\$ (441,008.93)	54.5%
Net Cost Per Passenger	3.349875757	\$ 4.24	\$ 3.89	\$ 4.24	(0.35)	
Net Cost Per Hour	\$ 56.12	\$ 92.35	\$ 73.96	\$ 92.35	(18.39)	
Net Cost Per Mile	\$ 3.91	\$ 6.64	\$ 5.16	\$ 6.64	(1.48)	

Total Passengers

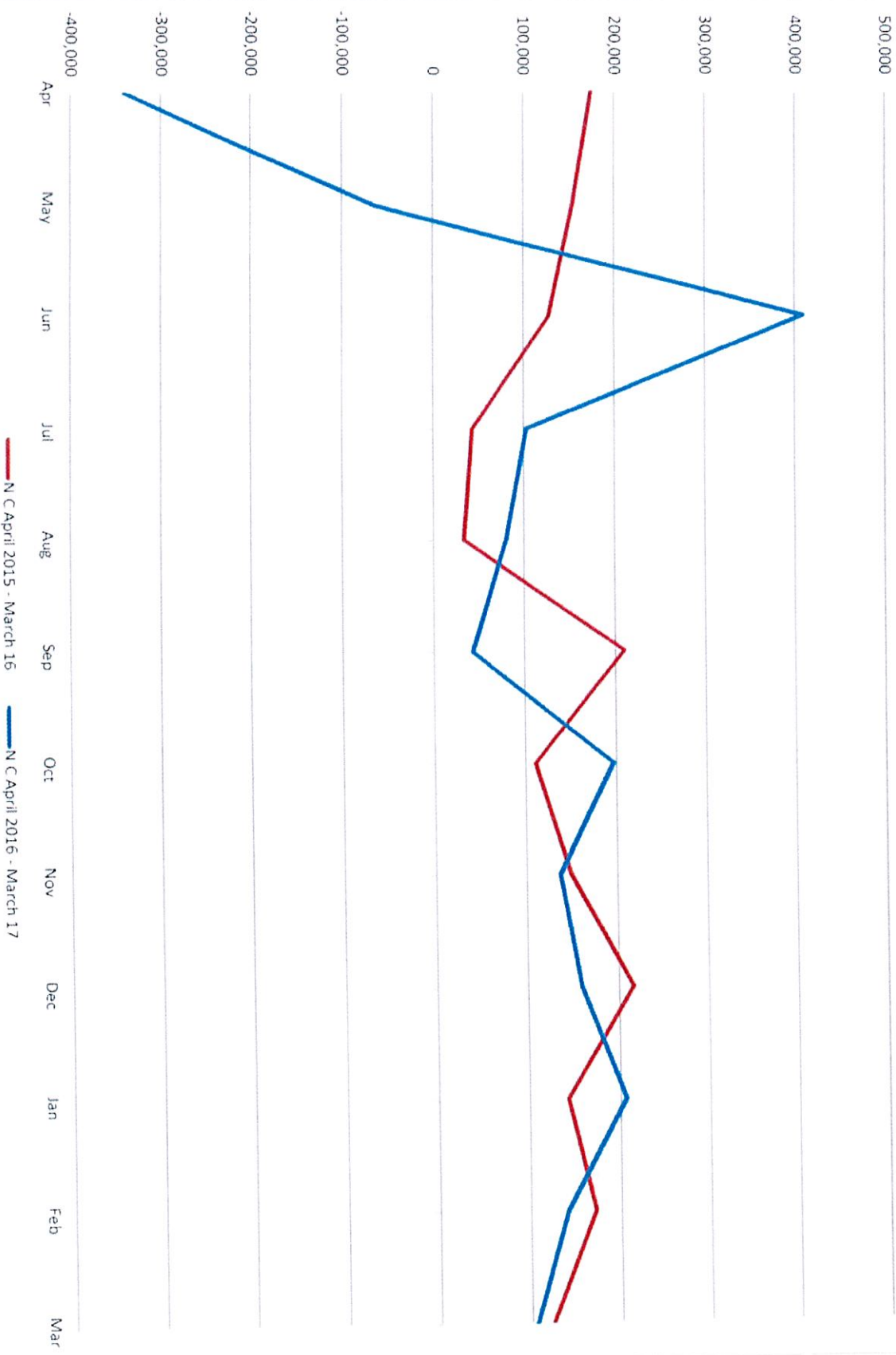


Passengers Per Hour



— p/H April 2015 - March 16 — p/H April 2015 - March 17

Net Cost



GREAT
SUGGESTIONS, COMMENDATIONS, COMPLAINTS
Mar-17

	CODE	QUANTITY
SUGGESTIONS:		
Route	S1	0
Schedule	S2	0
Bus Stop	S3	0
Shelter	S4	0
		0
COMMENDATIONS:		
Driver	P1	0
Other	P2	0
		0
COMPLAINTS:		
Route	C1	0
Schedule	C2	0
Bus Stop	C3	5
Shelter	C4	0
Driver	C5	0
Other	C6	0
		5