

## INVITATION TO BID

### ROOF REPLACEMENT

### H. BOYD LEE PARK

### CITY OF GREENVILLE

### NORTH CAROLINA



*Find yourself in good company*

**PRE-BID MEETING: THURSDAY, MARCH 24, 2016 @ 10:00 AM**

**H. BOYD LEE PARK CONFERENCE ROOM  
5184 COREY ROAD, GREENVILLE, NC**

**BID-OPENING: TUESDAY, APRIL 5, 2016 @ 2:00 PM**

**JAYCEE PARK ADMINISTRATION BUILDING  
2000 CEDAR LANE, GREENVILLE, NC**

### CONTACT PERSONS:

**QUESTIONS REGARDING THE BID PACKAGE:**

*Mrs. Angelene Brinkley*

*Purchasing Manager*

*Telephone: (252) 329-4462*

*Fax: (252) 329-4464*

*Email: [abrinkley@greenvillenc.gov](mailto:abrinkley@greenvillenc.gov)*

**QUESTIONS REGARDING THE SPECIFICATIONS:**

*Mr. Mike Watson*

*Parks Coordinator*

*Telephone: (252) 329-4539*

*Fax: (252) 329-4062*

*Email: [mwatson@greenvillenc.gov](mailto:mwatson@greenvillenc.gov)*

**CITY OF GREENVILLE  
ADVERTISEMENT FOR PROPOSALS  
“ROOF REPLACEMENT – H. BOYD LEE PARK”**

The City of Greenville, NC is requesting proposals for the roof replacement at the H. Boyd Lee Park with the Greenville Recreation & Parks Department. The scope of work shall include but is not limited to the disposal of any demolition debris, inspection, and the installation of a black 60 mil EPDM roof system and accessories.

This is a turn-key project.

A mandatory pre-bid meeting and site visit will be held at the H. Boyd Lee Park Building located at 5184 Corey Road, Greenville, NC on Thursday, March 24, 2016 @ 10:00 AM. A site visit will follow the pre-bid meeting.

Sealed proposals will be received by the City of Greenville until Tuesday, April 5, 2016 @ 2:00 PM at the Recreation & Parks Office located in the Jaycee Park Administration Building, 2000 Cedar Lane, Greenville, NC 27835. Mailed bids shall be delivered to 2000 Cedar Lane, Greenville, NC 27835 on or before Tuesday, April 5, 2016 @ 2:00 PM and addressed to Mr. Mike Watson, Parks Coordinator.

All sealed bids shall have the words Attn: Mike Watson - Bid Enclosed, Roof Replacement - H. Boyd Lee Park on the outside of the bid package and mail carrier envelope.

All bids will be marked with the date and time they are received by reception staff. There will not be a public bid opening. Bids will be opened and evaluated by staff and a bid tabulation will be available upon request once the contract is awarded to the successful bidder.

The City of Greenville reserves the right to reject any or all bids, waive any informality and award contracts that appear to be in its best interest. The right is reserved to hold any or all proposals for a period of sixty (60) days from the bid opening thereof.

From the date of this advertisement until the date of opening the proposals, the plans and specifications of the proposed work and/or a complete description of the apparatus, supplies, materials or equipment are and will continue to be on file in the office of the City of Greenville Purchasing Manager, 201 West Fifth Street, Greenville, NC 27834, during regular business hours, and available to prospective bidders. Inquiries should be directed to the Purchasing Manager at the above address --- Telephone (252) 329-4462. Minority/Women owned business are encouraged to submit proposals.

---

*Angelene Brinkley, Purchasing Manager  
City of Greenville  
1500 Beatty Street  
Greenville, NC 27834*

## **INSTRUCTIONS TO BIDDERS**

**Proposal to Provide  
“Roof Replacement – H. Boyd Lee Park”  
5184 Corey Road, Greenville, NC 27834**

- 1. Contractor is to provide verification to the City that the company’s employees are covered under worker’s compensation insurance coverage.**
- 2. It is expressly understood by the contractor offering a proposal after a written notice of award by the City, a written contract or purchase order will be required to be executed and will serve together with this proposal, these instructions, and any detailed specifications as the entire form of contract between the parties.**
- 3. Each Contractor submitting a proposal is affirming that no official or employee of the City is directly or indirectly interested in this proposal for any reason of personal gain.**
- 4. Sales taxes may be listed on the proposal, but as a separate item. No charge will be allowed for Federal Excise and Transportation Tax from which the City is exempt.**
- 5. If the Contractor is unable to provide a proposal for any reason, please send an email of explanation to [mwatson@greenvillenc.gov](mailto:mwatson@greenvillenc.gov).**
- 6. Questions regarding any procedure for submission of a proposal shall be directed by email to Mike Watson, Parks Coordinator, at [mwatson@greenvillenc.gov](mailto:mwatson@greenvillenc.gov). The last date to submit questions will be Wednesday, March 30, 2016 by 2:00 PM.**
- 7. By submitting a proposal for the ROOF REPLACEMENT – H. BOYD LEE PARK, the Contractor attests that it is in compliance with all items listed in the bid/proposal instructions. Furthermore, the Contractor attests that the City of Greenville accepts no responsibility for any injuries to the firm’s employees, while on City property performing their duties.**
- 8. Contractor shall comply with all OSHA requirements associated with the work within this contract. Follow all safety guidelines when concerning skylights while work is in progress.**
- 9. No work will be performed at any time without proper supervision. Names and experience of supervisors shall be provided.**
- 10. Contractor must procure and post the required roofing permit prior to the commencement of work. Contractor must provide, place and maintain sanitary services on site prior to the commencement of work.**
- 11. Staging areas for equipment and materials can be arranged on site during a pre-construction meeting.**
- 12. All work shall be performed Monday – Saturday during approved hours. Hours of operation shall be 7:00 AM to 7:00 PM. All daily operations, activities, traffic flow, ingress and egress of all doors must not be hindered.**
- 13. The Contractor shall accompany a designated representative(s) of the City on inspections of work at any time during the contract period. The City reserves the right to make determinations as to whether service is performed satisfactorily. Deficiencies in work performance shall be corrected immediately.**

**CITY OF GREENVILLE  
RECREATION & PARKS DEPARTMENT  
SPECIFICATIONS FOR  
“ROOF REPLACEMENT – H. BOYD LEE PARK”**

**1.0 SCOPE:**

The scope of work must include, but is not limited to:

- 1.1 Demolish and remove existing material as needed. Provide dumpsters for proper disposal of all materials. Provide daily site cleaning and daily water tightening.**
- 1.2 At roof sections B, C, D, E, & F, furnish and install 60 mil EPDM roof system to include but not limited to the preparation of roofing substrates, tapered insulation to meet the current energy code requirement, 20 year complete assembly and labor warranty, and other roofing related items as specified. Refer to “Exhibit B” for the specifications for the work required to complete the roofing system.**
- 1.3 Remove the existing ballast and dispose of properly off site. Core samples can be taken but shall be the responsibility of the contractor.**
- 1.4 Any damage to the buildings, concrete, landscaping, etc. will be repaired by the contractor.**
- 1.5 Refer to “Exhibit C” for pictures of the roof, layout and approximate sizes. The contractor shall be responsible for all measurements.**

**2.0 PAYMENT AND BID:**

- 2.1 Bidders will comply with all local, state, and federal laws and ordinances governing said work including the Occupational Safety and Health Act of 1970.**
- 2.2 By submitting a proposal, the firm is attesting that they are an Equal Opportunity Employer.**
- 2.3 The City of Greenville has adopted an Affirmative Action Program. Firms submitting a proposal are attesting that they also have taken affirmative action to ensure equality of opportunity in all aspects of employment.**
- 2.4 Minority and/or Women Business Enterprise (MWBE) Program**  
  
**Refer to Exhibit “D” for all Minority and/or Woman Business Enterprise requirements.**  
  
**Questions regarding the City’s M/WBE Program should be directed to Denisha Harris in the M/WBE Office at (252) 329-4862.**
- 2.5 The City of Greenville reserves the right to reject any and all bids, to waive any informalities and to accept the bid if seems most advantages to the City. Any bid submitted will be binding for sixty (60) days after the date of the bid opening.**
- 2.6 Equal Employment Opportunity Clause**

**The City has adopted an Equal Employment Opportunity Clause, which is incorporated into all specifications, purchase orders, and contracts, whereby a vendor agrees not to**

discriminate against any employee or applicant for employment on the basis of race, color, religion, sex, national origin or ancestry. A copy of this clause may be obtained at the City Clerk's Office, City Hall, Greenville, NC. By submitting qualifications and/or proposals, the firm is attesting that they are an Equal Opportunity Employer. Federal law (Rehabilitation Act and ADA) prohibits handicapped discrimination by all governmental units. By submitting a proposal, the vendor is attesting to its policy of nondiscrimination regarding the handicapped.

- 2.7 If needed, the contractor shall complete a new vendor application and any associated documents as required upon acceptance of this contract.
- 2.8 The contractor will develop a lump sum bid; that will include, but is not limited to all work, equipment, parts, and labor specified herein.

### **3.0 WORKERS COMPENSATION AND INSURANCE:**

- 3.1 The contractor shall maintain during the life of this contract, Worker's Compensation Insurance for all employees working at the project site under this contract, or as otherwise required by North Carolina General Statutes.
- 3.2 The Contractor shall have in place for the life of this contract public liability and property damage insurance and shall protect the City of Greenville from claims for damage or personal injury, which may arise from operations under this contract. The amounts of such insurance shall not be less than \$500,000 for injuries subject to the same limit per person and \$1,000,000 for property damage or otherwise needed to protect the interests of the owner. The Contractor awarded this contract is to provide a Certificate of Insurance showing the City of Greenville named as an additionally insured on all coverage. All insurance shall be maintained during the duration of the contract.

#### **3.3 OTHER INSURANCE:**

The contractor shall furnish such additional insurance as may be required by the General Statutes of North Carolina, including motor vehicle insurance in amounts not less than statutory limits.

### **4.0 CANCELLATION:**

- 4.1 Each certificate of insurance shall bear the provision that the policy cannot be altered or canceled in less than ten (10) days after mailing written notice to the assured of such alteration or cancellation, sent registered mail.
- 4.2 The contractor shall furnish the owner with satisfactory proof of insurance required before written approval of such insurance is granted by the owner.
- 4.3 Executed contract documents, insurance certifications, invoices and other information requested, are to be sent to:

*Mike Watson, Parks Coordinator  
City of Greenville  
2000 Cedar Lane  
Greenville, N.C. 27835  
Email: [mwatson@greenvillenc.gov](mailto:mwatson@greenvillenc.gov)*

## **5.0 DAMAGE TO CONTRACTORS PROPERTY:**

- 5.1 The City of Greenville shall be under no obligation to replace or in any way compensate the contractor for fire, theft, vandalism or any other casualty, injury or damage to equipment or property belonging to the contractor while on City property.**
- 5.2 The successful bidder agrees to indemnify or hold harmless the City of Greenville from and against any liability, loss, cost, damage suit, claim, or expense arising occurrence on the part of the successful bidder to include its officers, servants, agents or employees arising from its activities, operations, and performance of services while on City property and further agrees to release and discharge the City of Greenville and its Agents from all claims or liabilities arising from or caused by the successful bidder in fulfilling its obligations under this Agreement.**
- 5.3 It is understood and agreed by the parties that the City of Greenville will assume no liability for damages, injury, or other loss to the successful bidder, its employees or property, tools or equipment, or to other persons or properties located on City facilities resulting from the successful bidder's activities and operations while performing those service enumerated herein. The successful bidder shall assume full and complete liability for any and all damages on City or private properties caused by or resulting from its activities, operations, and that of its employees, agents and officers.**

## **6.0 ADDENDUM**

- 6.1 Addendum/Amendment: Any changes to the specifications will be issued as a written addendum. No oral statements, explanations, or commitments by whosoever shall be of any effect. The contract may be amended from time to time through written agreement by both parties.**

## **7.0 LOCAL PREFERENCE POLICY**

- 7.1 The City of Greenville has adopted a Local Preference Policy, Resolution No. 056-13, and a Professional and other Services Policy, Resolution No. 057-13 that will pertain to this project. For more information, please see the City of Greenville's webpage at [www.greenvillenc.gov/financialservices/purchasingdivision](http://www.greenvillenc.gov/financialservices/purchasingdivision).**

## **8.0 E-VERIFY COMPLIANCE**

- 8.1 The Contractor shall comply with the requirements of Article 2 of Chapter 64 of the North Carolina General Statutes. Further, if the Contractor utilizes a Subcontractor, the Contractor shall require the Subcontractor to comply with the requirements of Article 2 of Chapter 64 of the North Carolina General Statutes. By submitting a proposal, The Proposer represents that their firm and its Subcontractors are in compliance with the requirements of Article 2 Chapter 64 of the North Carolina General Statutes.**

## **9.0 IRAN DIVESTMENT ACT**

- 9.1 Vendor certifies that; (i) it is not identified on the Final Divestment List or any other list of prohibited investments created by the NC State Treasurer pursuant to N.C.G.S. 143-6A-4; (ii) it will not take any actions causing it to appear on any such list during the term of this Purchase Order, and (iii) it will not utilize any subcontractor to provide goods and services hereunder that is identified on any list.**

## 10.0 REFERENCE INFORMATION

All bidders shall provide a list of three (3) client references of similar work. The reference information shall include the company's name, a contact person's name with his or her title and their telephone number. Contractor shall provide the information below with their bid sheet. Contractor shall be experienced in projects of similar construction.

1. Company name: \_\_\_\_\_  
Contact person: \_\_\_\_\_  
Title: \_\_\_\_\_ Phone No. \_\_\_\_\_
2. Company name: \_\_\_\_\_  
Contact person: \_\_\_\_\_  
Title: \_\_\_\_\_ Phone No. \_\_\_\_\_
3. Company name: \_\_\_\_\_  
Contact person: \_\_\_\_\_  
Title: \_\_\_\_\_ Phone No. \_\_\_\_\_

## 11.0 CONTRACTOR INFORMATION

Contractor shall provide the information below with the bid sheet.

**CITY OF GREENVILLE  
NORTH CAROLINA  
PROSPECTIVE CONTRACTOR DATA FORM**

Company Name: \_\_\_\_\_  
Address: \_\_\_\_\_  
Phone Number: \_\_\_\_\_ Mobile Phone Number: \_\_\_\_\_  
Email: \_\_\_\_\_ Business Fax Number: \_\_\_\_\_  
Tax ID# \_\_\_\_\_  
Corporation or Partnership: \_\_\_\_\_  
Number of Years in Business: \_\_\_\_\_

**CITY OF GREENVILLE  
RECREATION & PARKS DEPARTMENT  
REQUEST FOR BIDS**

In compliance with the request for bids by the City of Greenville and subject to all conditions and specifications thereof, the undersigned offers and agrees to furnish all equipment, labor and work site clean-up as provided in the above mentioned specifications.

**BID:**

**ROOF REPLACEMENT – H. BOYD LEE PARK**

**Lump Sum Bid Amount**

\$ \_\_\_\_\_

**Manufacturer:** \_\_\_\_\_

**Product Name:** \_\_\_\_\_

**Addenda Received:** \_\_\_\_\_

**Bid reviewed, prepared and submitted by:**

**Company Name:** \_\_\_\_\_ **Date:** \_\_\_\_\_

**Signed:** \_\_\_\_\_ **Print Name:** \_\_\_\_\_



**CITY OF GREENVILLE  
RECREATION & PARKS DEPARTMENT  
SPECIFICATIONS FOR  
“H. Boyd Lee Park”**

**EPDM ADHERED ROOFING SYSTEM**

**PART 1 GENERAL**

The H. Boyd Lee Park Roof Replacement project is located at 5184 Corey Road, Greenville, NC, includes the provision of a complete EPDM adhered membrane roofing system.

**1.01 SUMMARY**

- A. Furnish and install elastomeric sheet roofing system, including:
  - 1. Roofing manufacturer's requirements for the specified warranty.
  - 2. Preparation of roofing substrates.
  - 3. Roofing attachments.
  - 4. Tapered Insulation.
  - 5. EPDM membrane roofing.
  - 6. Metal roof edging and copings.
  - 7. Flashings.
  - 8. Walkway pads.
  - 9. Other roofing-related items specified or indicated on the drawings or otherwise necessary to provide a complete weatherproof roofing system.
- B. Disposal of demolition debris and construction waste is the responsibility of Contractor. Perform disposal in manner complying with all applicable federal, state, and local regulations.
- C. Comply with the published recommendations and instructions of the roofing membrane manufacturer, at <http://manual.fsbp.com>.
- D. Commencement of work by the Contractor shall constitute acknowledgement by the Contractor that this specification can be satisfactorily executed, under the project conditions and with all necessary prerequisites for warranty acceptance by roofing membrane manufacturer.
- E. Furnish and install an OSHA approved fall arrest system and ground barricades, as needed, to insure that the work shall be performed safely.

**1.02 RELATED SECTIONS**

- A. Section 06 10 00 - Rough Carpentry: Wood nailers associated with roofing and roof insulation.
- B. Section 07 62 00 - Sheet Metal Flashing and Trim: Formed metal flashing and trim items associated with roofing.
- C. Section 07 72 00 - Roof Accessories: Roof hatches, vents, and manufactured curbs.
- D. Section 08 62 00 - Unit Skylights.
- E. Section 22 10 00 - Plumbing Piping and Roof Drains.

**1.03 REFERENCES**

- A. Referenced Standards: These standards form part of this specification only to the extent they are referenced as specification requirements.
  - 1. ASTM C 1289 - Standard Specification for Faced Rigid Cellular Polyisocyanurate Thermal Insulation Board; 2004.
  - 2. ASTM D 3273 - Standard Test Method for Resistance to Growth of Mold on the Surface of Interior Coatings in an Environmental Chamber; 2000.

3. ASTM D 4637 - Standard Specification for EPDM Sheet used in Single-Ply Roof Membrane; 2004.
4. ASTM D 4811 - Standard Specification for Nonvulcanized (Uncured) Rubber Sheet Used as Roof Flashing; 2004.
5. ASTM E 84 - Standard Test Method for Surface Burning Characteristics of Building Materials; 2005.
6. ASTM E 136 - Standard Test Method for Behavior of Materials in a Vertical Tube Furnace At 750 Degrees C; 2004.
7. FM 1-28 - Design Wind Loads; Factory Mutual System; 2002.
8. FM 1-29 - Roof Deck Securement and Above Deck Roof Components; Factory Mutual System; 2005.
9. FM 4470 - Approval Standard - Class I Roof Covers; 1986.
10. PS 1 - Construction and Industrial Plywood; 1995.
11. PS 20 - American Softwood Lumber Standard; 2005.
12. SPRI ES-1 - Wind Design Standard for Edge Systems Used with Low Slope Roofing Systems; 2003. (ANSI/SPRI ES-1).

#### **1.04 SUBMITTALS**

- A. Product Data:
  1. Provide membrane manufacturer's printed data sufficient to show that all components of roofing system, including insulation and fasteners, comply with the specified requirements and with the membrane manufacturer's requirements and recommendations for the system type specified; include data for each product used in conjunction with roofing membrane.
  2. Where UL or FM requirements are specified, provide documentation that shows that the roofing system to be installed is UL-Classified or FM-approved, as applicable; include data itemizing the components of the classified or approved system.
  3. Installation Instructions: Provide manufacturer's instructions to installer, marked up to show exactly how all components shall be installed; where instructions allow installation options, clearly indicate which option shall be used.
- B. Shop Drawings: Provide:
  1. The roof membrane manufacturer's standard details customized for this project for all relevant conditions, including flashings, base tie-ins, roof edges, terminations, expansion joints, penetrations, and drains.
- C. Executed Warranty as a requirement of project close-out.
- D. Specimen Warranty: Submit prior to starting work.

#### **1.05 QUALITY ASSURANCE**

- A. Applicator Qualifications: Roofing installer shall have the following:
  1. Current Master Contractor status to install roofing material.
  2. At least fifteen years-experience in installing specified system.
- B. Pre-Installation Conference: Before start of roofing work, Contractor and owner shall hold a meeting to discuss the proper installation of materials and requirements to achieve the warranty and other areas or work.
  1. Require attendance with all parties directly influencing the quality of roofing work or affected by the performance of roofing work.

#### **1.06 DELIVERY, STORAGE AND HANDLING**

- A. Deliver products in manufacturer's original containers, dry and undamaged, with seals and labels intact and legible.

- B. Store materials clear of ground and moisture with weather protective covering.
- C. Keep combustible materials away from ignition sources.

## 1.07 WARRANTY

- A. Comply with all warranty procedures required by manufacturer, including notifications, scheduling, and inspections.
- B. Warranty: **20 year** Limited Warranty covering membrane, roof insulation, and membrane accessories.

Systems specified with a warranty duration of 20 years or greater or a wind speed coverage above 55 mph require additional attachment and detail considerations. Consult the manufacturer's design guidelines for further information.

- 1. Limit of Liability: No dollar limitation.
- 2. Scope of Coverage: Repair leaks in the roofing system caused by:
  - a. Ordinary wear and tear of the elements.
  - b. Manufacturing defect in materials.
  - c. Defective workmanship used to install these materials.
  - d. Damage due to winds up to 55 mph.
- 3. Not Covered:
  - a. Damage due to winds in excess of 55 mph.
  - b. Damage due to hurricanes or tornadoes.
  - c. Hail.
  - d. Intentional damage.
  - e. Unintentional damage due to normal rooftop inspections, maintenance, or service.

## PART 2 PRODUCTS

### 2.01 MANUFACTURERS

- A. Acceptable Manufacturer - Roofing System: Firestone Building Products Co., Carmel, IN., or equal.
  - 1. Roofing systems manufactured by others may be acceptable provided the roofing system is completely equivalent in materials and warranty conditions and the manufacturer meets the following qualifications:
    - a. Specializing in manufacturing the roofing system to be provided.
    - b. Minimum ten years of experience manufacturing the roofing system to be provided.
    - c. Able to provide a no dollar limit, single source roof system warranty that is backed by corporate assets in excess of one billion dollars.
    - d. ISO 9002 certified.
    - e. Able to provide isocyanurate insulation that is produced in own facilities.
- B. Manufacturer of Insulation and Cover Board: Same manufacturer as roof membrane.
- C. Manufacturer of Metal Roof Edging: Same manufacturer as roof membrane.
  - 1. Metal roof edging products by other manufacturers are not acceptable.
  - 2. Field- or shop-fabricated metal roof edgings are not acceptable.

### 2.02 ROOFING SYSTEM DESCRIPTION

- A. Roofing System:
  - 1. Membrane: Ethylene propylene diene monomer (EPDM).
  - 2. Thickness: As required.
  - 3. Membrane Attachment: Fully adhered.
  - 4. Comply with applicable local building code requirements.
  - 5. Provide assembly having Underwriters Laboratories, Inc. (UL) Class A Fire Hazard Classification.
  - 6. Provide assembly complying with Factory Mutual Corporation (FM) Roof Assembly Classification, FM DS 1-28 and 1-29, and meeting minimum requirements of FM 1-[60, 75, 90] wind uplift rating or

other third party testing (i.e. Florida Building Code)

- B. Tapered Insulation:
  - 1. As required by the current Energy and Building Codes.
  - 2. Maximum Board Thickness:  $\frac{1}{2}$ "; use as many layers as necessary; stagger joints with existing adjacent layers.
  - 3. Existing Base Layer: Polyisocyanurate foam board, non-composite.
    - a. Attachment: Loose laid
    - b. Remove and replace any wet/damaged insulation with like-kind and thickness
- C. Cover Board: High Density Polyisocyanurate Cover Board:
  - 1. Thickness: 0.5 inch (12.7mm).
  - 2. R-Value: 2.5 based on ASTM tests C158 and C177.
    - a. Attachment: Mechanical fastening

### 2.03 EPDM MEMBRANE MATERIALS

- A. Roofing and Flashing Membrane: Black-cured synthetic single-ply membrane composed of ethylene propylene diene terpolymer (EPDM) with the following properties:
  - 1. Thickness: 0.060 inch (1.5 mm).
  - 2. Nominal Thickness Tolerance: Plus/minus 10 percent.
  - 3. Sheet Width: Provide the widest available sheets to minimize field seaming.
  - 4. Acceptable Product: RubberGard Non-Reinforced EPDM Membrane by Firestone or equal
- B. Membrane Fasteners: Type and size as required by roof membrane manufacturer for roofing system and warranty to be provided; use only fasteners furnished by roof membrane manufacturer.
- C. Flashing Membrane: Self-curing, non-reinforced membrane composed of nonvulcanized EPDM rubber, complying with ASTM D 4811 Type II, and with the following properties:
  - 1. Thickness: 0.055 inch (1.4 mm).
  - 2. Color: Same as field membrane
  - 2. Acceptable Product: RubberGard EPDM FormFlash by Firestone or equal.
- D. Self-Adhesive Flashing Membrane: Semi-cured 45 mil EPDM membrane laminated to 35 mil (0.9 mm) EPDM tape adhesive; QuickSeam Flashing by Firestone or equal
- E. Pre-Molded Pipe Flashings: EPDM, molded for quick adaptation to different sized pipes; Firestone EPDM Pipe Flashing or equal
- F. Self-Adhesive Lap Splice Tape: 35 mil (0.9 mm) EPDM-based, formulated for compatibility with EPDM membrane and high-solids primer; QuickSeam Splice Tape by Firestone or equal
- G. Splice Adhesive: Synthetic polymer-based, formulated for compatibility with EPDM membrane and metal surfaces; SA-1065 Splice Adhesive by Firestone or equal
- H. Bonding Adhesive: Neoprene-based, formulated for compatibility with EPDM membrane and wide variety of substrate materials, including masonry, wood, and insulation facings; Bonding Adhesive BA-2004 by Firestone or equal.
- I. Adhesive Primer: Synthetic rubber based primer formulated for compatibility with EPDM membrane and tape adhesive, with VOC content less than 2.1 lb/gal (250 g/L); QuickPrime Plus LVOC by Firestone or equal
- J. Seam Edge Treatment: EPDM rubber-based sealant, formulated for sealing exposed edges of membrane at seams; Lap Sealant HS by Firestone or equal.
- K. Pourable Sealer: Two-part polyurethane, two-color for reliable mixing; Pourable Sealer by Firestone or equal.
- L. Water Block Seal: Butyl rubber sealant for use between two surfaces, not exposed; Water Block Seal by Firestone or equal.
- M. Metal Plates and Strips Used for Fastening Membrane and Insulation: Steel with Galvalume coating; corrosion-resistance meeting FM 4470 criteria.

- N. Termination Bars: Aluminum bars with integral caulk ledge; 1.3 inches (33 mm) wide by 0.10 inch (2.5 mm) thick; Firestone Termination Bar by Firestone or equal.
- O. Roof Walkway Pads: EPDM, 0.30 inch (7.6 mm) thick by 30 by 30 inches (760 by 760 mm) with EPDM tape adhesive strips laminated to the bottom; QuickSeam Walkway Pads by Firestone or equal.

## 2.04 ROOF INSULATION AND COVER BOARDS

- A. Polyisocyanurate Board Insulation: Closed cell polyisocyanurate foam with black glass reinforced mat laminated to faces, complying with ASTM C 1289 Type II Class 1, with the following additional characteristics:
  - 1. Thickness: As indicated elsewhere.
  - 2. Size: 48 inches (1220 mm) by 96 inches (2440 mm), nominal.
    - a. Exception: Insulation to be attached using adhesive or asphalt may be no larger than 48 inches (1220 mm) by 48 inches (1220 mm), nominal.
  - 3. R-Value (LTTR): 1.0 inch (25 mm) Thickness: 6.0, minimum.
  - 4. Compressive Strength: 20 psi (138 kPa) when tested in accordance with ASTM C 1289.
  - 5. Ozone Depletion Potential: Zero; made without CFC or HCFC blowing agents.
  - 6. Recycled Content: 19 percent post-consumer and 15 percent post-industrial, average.
  - 7. Acceptable Product: ISO 95+ polyiso board insulation by Firestone or equal.
  - 8. Acceptable Product: Resista polyiso board insulation by Firestone or equal.
- B. High Density Polyisocyanurate Cover Board: Non-combustible, water resistant high density, closed cell polyisocyanurate core with coated glass mat facers, complying with ASTM D 1623, and with the following additional characteristics:
  - 1. Size: 48 inches (1220 mm) by 96 inches (2440 mm), nominal.
    - a. Exception: Board to be attached using adhesive or asphalt may be no larger than 48 inches (1220 mm) by 48 inches (1220 mm), nominal.
  - 2. Thickness: 0.5 inch (12.7mm).
  - 3. R-Value: 2.5 based on ASTM tests C158 and C177.
  - 4. Surface Water Absorption: <3%, maximum, when tested in accordance with ASTM C 209.
  - 5. Compressive Strength: 120psi, when tested in accordance with ASTM 1621.
  - 6. Density: 5pcf, when tested in accordance with ASTM 1622.
  - 7. Factory Mutual approved for use with FM 1-60 and 1-90 rated roofing assemblies.
  - 8. Mold Growth Resistance: Passed, when tested in accordance with ASTM D 3273.
  - 9. Acceptable Product: ISOGARD HD Cover Board by Firestone or equal
- C. Insulation Fasteners: Type and size as required by roof membrane manufacturer for roofing system and warranty to be provided; use only fasteners furnished by roof membrane manufacturer.
- D. Adhesive for Insulation Attachment: Type as required by roof membrane manufacturer for roofing system and warranty to be provided; use only adhesives furnished by roof membrane manufacturer.

## 2.05 METAL ACCESSORIES

- A. Metal Roof Edging and Fascia: Continuous metal edge member serving as termination of roof membrane and retainer for metal fascia; watertight with no exposed fasteners; mounted to roof edge nailer.
  - 1. Wind Performance:
    - a. Membrane Pull-Off Resistance: 100 lbs/ft (1460 N/m), minimum, when tested in accordance with ANSI/SPRI ES-1 Test Method RE-1, current edition.
    - b. Fascia Pull-Off Resistance: At least the minimum required when tested in accordance with ANSI/SPRI ES-1 Test Method RE-2, current edition.
    - c. Provide product listed in current Factory Mutual Research Corporation Approval Guide with at least FM 1-270 rating.
  - 2. Description: Two-piece; 45 degree sloped galvanized steel sheet edge member securing top and bottom edges of formed metal fascia; Firestone EdgeGard or equal.
  - 3. Fascia Face Height: 5 inches (127 mm).
  - 4. Edge Member Height Above Nailer: 1-1/4 inches (31 mm).
  - 5. Fascia Material and Finish: 24 gage, 0.024 inch (0.06 mm) galvanized steel with Kynar 500 finish in manufacturer's standard color; matching concealed joint splice plates; factory-installed protective plastic film.

6. Length: 144 inches (3650 mm).
7. Functional Characteristics: Fascia retainer supports while allowing for free thermal cycling of fascia.
8. Aluminum Bar: Continuous 6063-T6 alloy aluminum extrusion with pre-punched slotted holes; miters welded; injection molded EPDM splices to allow thermal expansion.
9. Anchor Bar Cleat: 20 gage, 0.036 inch (0.9 mm) G90 coated commercial type galvanized steel with pre-punched holes.
10. Curved Applications: Factory modified.
11. Fasteners: Factory-provided corrosion resistant fasteners, with drivers; no exposed fasteners permitted.
12. Special Shaped Components: Provide factory-fabricated pieces necessary for complete installation, including miters, scuppers, and end caps; minimum 14 inch (355 mm) long legs on corner pieces.
13. Scuppers: Welded watertight.

## **PART 3 INSTALLATION**

### **3.01 GENERAL**

- A. Install roofing, insulation, flashings, and accessories in accordance with roofing manufacturer's published instructions and recommendations for the specified roofing system. Where manufacturer provides no instructions or recommendations, follow good roofing practices and industry standards. Comply with federal, state, and local regulations.
- B. Obtain all relevant instructions and maintain copies at project site for duration of installation period.
- C. Do not start work until Pre-Installation Notice has been submitted to manufacturer as notification that this project requires a manufacturer's warranty.
- D. Perform work using competent and properly equipped personnel.
- E. Temporary closures, which ensure that moisture does not damage any completed section of the new roofing system, are the responsibility of the applicator. Completion of flashings, terminations, and temporary closures shall be completed as required to provide a watertight condition.
- F. Install roofing membrane only when surfaces are clean, dry, smooth and free of snow or ice; do not apply roofing membrane during inclement weather or when ambient conditions shall not allow proper application; consult manufacturer for recommended procedures during cold weather. Do not work with sealants and adhesives when material temperature is outside the range of 60 to 80 degrees F (15 to 25 degrees C).
- G. Protect adjacent construction, property, vehicles, and persons from damage related to roofing work; repair or restore damage caused by roofing work.
  1. Protect from spills and overspray from bitumen, adhesives, sealants and coatings.
  2. Particularly protect metal, glass, plastic, and painted surfaces from bitumen, adhesives, and sealants within the range of wind-borne overspray.
  3. Protect finished areas of the roofing system from roofing related work traffic and traffic by other trades.
- H. Until ready for use, keep materials in their original containers as labeled by the manufacturer.
- I. Consult membrane manufacturer's instructions, container labels, and Material Safety Data Sheets (MSDS) for specific safety instructions. Keep all adhesives, sealants, primers and cleaning materials away from all sources of ignition.

### **3.02 EXAMINATION**

- A. Examine roof deck to determine that it is sufficiently rigid to support installers and their mechanical equipment and that deflection shall not strain or rupture roof components or deform deck.
- B. Verify that surfaces and site conditions are ready to receive work. Correct defects in the substrate before commencing with roofing work.



- C. Examine roof substrate to verify that it is properly sloped to drains.
- D. Verify that the specifications and drawing details are workable and not in conflict with the roofing manufacturer's recommendations and instructions; start of work constitutes acceptance of project conditions and requirements.

### **3.03 PREPARATION**

- A. Take appropriate measures to ensure that fumes from adhesive solvents are not drawn into the building through air intakes.
- B. Prior to proceeding, prepare roof surface so that it is clean, dry, and smooth, and free of sharp edges, fins, roughened surfaces, loose or foreign materials, oil, grease and other materials that may damage the membrane.
- C. Fill all surface voids in the immediate substrate that are greater than 1/4 inch (6 mm) wide with fill material acceptable insulation to membrane manufacturer.
- D. Seal, grout, or tape deck joints, where needed, to prevent bitumen seepage into building.

### **3.04 INSULATION AND COVER BOARD INSTALLATION**

- A. Install insulation in configuration and with attachment method(s) specified in PART 2, under Roofing System.
- B. Install only as much insulation as can be covered with the completed roofing system before the end of the day's work or before the onset of inclement weather.
- C. Lay roof insulation in courses parallel to roof edges.
- D. Neatly and tightly fit insulation to all penetrations, projections, and nailers, with gaps not greater than 1/4 inch (6 mm). Fill gaps greater than 1/4 inch (6 mm) with acceptable insulation. Do not leave the roofing membrane unsupported over a space greater than 1/4 inch (6 mm).
- E. Mechanical Fastening: Using specified fasteners and insulation plates engage fasteners through insulation into deck to depth and in pattern required by Factory Mutual for FM Class specified in PART 2 and membrane manufacturer, whichever is more stringent.
- F. Cold Adhesive Attachment: Apply in accordance with membrane manufacturer's instructions and recommendations; "walk-in" individual roof insulation boards to obtain maximum adhesive contact.

### **3.05 SINGLE-PLY MEMBRANE INSTALLATION**

- A. Beginning at low point of roof, place membrane without stretching over substrate and allow to relax at least 30 minutes before attachment or splicing; in colder weather allow for longer relax time.
- B. Lay out the membrane pieces so that field and flashing splices are installed to shed water.
- C. Install membrane without wrinkles and without gaps or fishmouths in seams; bond and test seams and laps in accordance with membrane manufacturer's instructions and details.
- D. Install membrane adhered to the substrate, with edge securement as specified.
- E. Adhered Membrane: Bond membrane sheet to substrate using membrane manufacturer's recommended bonding material, application rate, and procedures.
- F. Edge Securement: Secure membrane at all locations where membrane terminates or goes through an angle change greater than 2 in 12 inches (1:6 ) using mechanically fastened reinforced perimeter fastening strips, plates, or metal edging as indicated or as recommended by roofing manufacturer.
  - 1. Exceptions: Round pipe penetrations less than 18 inches (460 mm) in diameter and square penetrations less than 4 inches (200 mm) square.
  - 2. Metal edging is not merely decorative; ensure anchorage of membrane as intended by roofing manufacturer.

### 3.06 FLASHING AND ACCESSORIES INSTALLATION

- A. Install flashings, including laps, splices, joints, bonding, adhesion, and attachment, as required by membrane manufacturer's recommendations and details.
- B. Metal Accessories: Install metal edgings, gravel stops, and copings in locations indicated on the drawings, with horizontal leg of edge member over membrane and flashing over metal onto membrane.
  - 1. Follow roofing manufacturer's instructions.
  - 2. Remove protective plastic surface film immediately before installation.
  - 3. Install water block sealant under the membrane anchorage leg.
  - 4. Flash with manufacturer's recommended flashing sheet unless otherwise indicated.
  - 5. Where single application of flashing shall not completely cover the metal flange, install additional piece of flashing to cover the metal edge.
  - 6. If the roof edge includes a gravel stop and sealant is not applied between the laps in the metal edging, install an additional piece of self-adhesive flashing membrane over the metal lap to the top of the gravel stop; apply seam edge treatment at the intersections of the two flashing sections.
  - 7. When the roof slope is greater than 1:12, apply seam edge treatment along the back edge of the flashing.
- C. Scuppers: Set in sealant and secure to structure; flash as recommended by manufacturer.
- D. Roofing Expansion Joints: Install as shown on drawings and as recommended by roofing manufacturer.
- E. Flashing at Walls, Curbs, and Other Vertical and Sloped Surfaces: Install weathertight flashing at all walls, curbs, parapets, curbs, skylights, and other vertical and sloped surfaces that the roofing membrane abuts to; extend flashing at least 8 inches (200 mm) high above membrane surface.
  - 1. Use the longest practical flashing pieces.
  - 2. Evaluate the substrate and overlay and adjust installation procedure in accordance with membrane manufacturer's recommendations.
  - 3. Complete the splice between flashing and the main roof sheet with specified splice adhesive before adhering flashing to the vertical surface.
  - 4. Provide termination directly to the vertical substrate as shown on roof drawings.
- F. Roof Drains:
  - 1. Taper insulation around drain to provide smooth transition from roof surface to drain. Use specified pre-manufactured tapered insulation with facer or suitable bonding surface to achieve slope; slope not to exceed manufacturer's recommendations.
  - 2. Position membrane, then cut a hole for roof drain to allow 1/2 to 3/4 inch (12 to 19 mm) of membrane to extend inside clamping ring past drain bolts.
  - 3. Make round holes in membrane to align with clamping bolts; do not cut membrane back to bolt holes.
  - 4. Apply sealant on top of drain bowl where clamping ring seats below the membrane
  - 5. Install roof drain clamping ring and clamping bolts; tighten clamping bolts to achieve constant compression.
- G. Flashing at Penetrations: Flash all penetrations passing through the membrane; make flashing seals directly to the penetration.
  - 1. Pipes, Round Supports, and Similar Items: Flash with specified pre-molded pipe flashings wherever practical; otherwise use specified self-curing elastomeric flashing.
  - 2. Pipe Clusters and Unusual Shaped Penetrations: Provide penetration pocket at least 2 inches (50 mm) deep, with at least 1 inch (25 mm) clearance from penetration, sloped to shed water.
  - 3. Structural Steel Tubing: If corner radii are greater than 1/4 inch (6 mm) and longest side of tube does not exceed 12 inches (305 mm), flash as for pipes; otherwise, provide a standard curb with flashing.
  - 4. Flexible and Moving Penetrations: Provide weathertight gooseneck set in sealant and secured to deck, flashed as recommended by manufacturer.

### 3.07 FINISHING AND WALKWAY INSTALLATION

- A. Install walkways at access points to the roof, around rooftop equipment that may require maintenance, and where indicated on the drawings.
  - 1. Use specified walkway pads unless otherwise indicated.



- B. Walkway Pads: Adhere to the roofing membrane, spacing each pad at minimum of 1.0 inch (25 mm) and maximum of 3.0 inches (75 mm) from each other to allow for drainage.
  - 1. If installation of walkway pads over field fabricated splices or within 6 inches (150 mm) of a splice edge cannot be avoided, adhere another layer of flashing over the splice and extending beyond the walkway pad a minimum of 6 inches (150 mm) on either side.
  - 2. Prime the membrane, remove the release paper on the pad, press in place, and walk on pad to ensure proper adhesion.

### **3.08 FIELD QUALITY CONTROL**

- A. Inspection by Manufacturer: Provide final inspection of the roofing system by a Technical Representative employed by roofing system manufacturer specifically to inspect installation for warranty purposes (i.e. not a sales person).
- B. Perform all corrections necessary for issuance of warranty.

### **3.09 CLEANING**

- A. Clean all contaminants generated by roofing work from building and surrounding areas, including bitumen, adhesives, sealants, and coatings.
- B. Repair or replace building components and finished surfaces damaged or defaced due to the work of this section; comply with recommendations of manufacturers of components and surfaces.
- C. Remove leftover materials, trash, debris, equipment from project site and surrounding areas.

### **3.10 PROTECTION**

- A. Where construction traffic must continue over finished roof membrane, provide durable protection and replace or repair damaged roofing to original condition.

**END OF SECTION**





**Overview of Roof**



**Overview of Roof Area B**

**Approx. sf 5620**





**Overview of Roof Area C**

**Approx. sf 810**



**Overview of Roof Area D**

**Approx. sf 530**



**Overview of Roof Area E**

**Approx. sf 170**



**Overview of Roof Area F**

**Approx. sf 210**

## **EXHIBIT “D”**

### **City of Greenville/Greenville Utilities Commission Minority and Women Business Enterprise (MWBE) Program**

#### **City of Greenville Construction Guidelines and Affidavits \$100,000 and above**

These instructions shall be included with each bid solicitation.

## City of Greenville/Greenville Utilities Commission Minority and Women Business Enterprise Program

### \$100,000 and Construction Guidelines for MWBE Participants

#### Policy Statement

It is the policy of the City of Greenville and Greenville Utilities Commission to provide minorities and women equal opportunity for participating in all aspects of the City's and Utilities' contracting and procurement programs, including but not limited to, construction projects, supplies and materials purchases, and professional and personal service contracts.

#### Goals and Good Faith Efforts

Bidders responding to this solicitation shall comply with the MWBE program by making Good Faith Efforts to achieve the following aspiration goals for participation.

	CITY	
	MBE	WBE
<b>Construction</b> This goal includes Construction Manager at Risk.	10%	6%

Bidders shall submit MWBE information with their bids on the forms provided. This information will be subject to verification by the City prior to contract award. **As of July 1, 2009, contractors, subcontractors, suppliers, service providers, or MWBE members of joint ventures intended to satisfy City MWBE goals shall be certified by the NC Office of Historically Underutilized Businesses (NC HUB) only.** Firms qualifying as "WBE" for City's goals must be designated as a "women-owned business" by the HUB Office. Firms qualifying as "MBE" for the City's goals must be certified in one of the other categories (i.e.: Black, Hispanic, Asian American, American Indian, Disabled, or Socially and Economically Disadvantaged). Those firms who are certified as both a "WBE" and "MBE" may only satisfy the "MBE" requirement. **Each goal must be met separately. Exceeding one goal does not satisfy requirements for the other.** A complete database of NC HUB certified firms may be found at <http://www.doa.nc.gov/hub/>. An internal database of firms who have expressed interest to do business with the City and GUC is available at [www.greenvillenc.gov](http://www.greenvillenc.gov). However, the HUB status of these firms must be verified by the HUB database. The City shall accept NCDOT certified firms on federally funded projects only. Please note: A contractor may utilize any firm desired. However, for participation purposes, all MWBE vendors who wish to do business as a minority or female must be certified by NC HUB.

The Bidder shall make good faith efforts to encourage participation of MWBEs prior to submission of bids in order to be considered as a responsive bidder. Bidders are cautioned that even though their submittal indicates they will meet the MWBE goal, they should document their good faith efforts and be prepared to submit this information, if requested.

The MWBE's listed by the Contractor on the **Identification of Minority/Women Business Participation** which are determined by the City to be certified shall perform the work and supply the materials for which they are listed unless the Contractors receive prior authorization from the City to perform the work with other forces or to obtain materials from other sources. If a contractor is proposing to perform all elements of the work with his own forces, he must be prepared to document evidence satisfactory to the owner of similar government contracts where he has self-performed.

The Contractor shall enter into and supply copies of fully executed subcontracts with each MWBE or supply signed Letter(s) of Intent to the Project Manager after award of contract and prior to Notice to Proceed. Any amendments to subcontracts shall be submitted to the Project Manager prior to execution.

### Instructions

The Bidder shall provide with the bid the following documentation:

- ☐ Identification of Minority/Women Business Participation  
(if participation is zero, please mark zero—Blank forms will be considered nonresponsive)
- ☐ Affidavit A (if subcontracting)

OR

- ☐ Identification of Minority/Women Business Participation  
(if participation is zero, please mark zero—Blank forms will be considered nonresponsive)
- ☐ Affidavit B (if self-performing; must attest that bidder does not customarily subcontract work on this type of project—includes supplies and materials)

Within 72 hours or 3 business days after notification of being the apparent low bidder who is subcontracting anything must provide the following information:

- ☐ Affidavit C (if aspirational goals are met or are exceeded)

OR

- ☐ Affidavit D (if aspirational goals are not met)

After award of contract and prior to issuance of notice to proceed:

- ☐ Letter(s) of Intent or Executed Contracts

**\*\*With each pay request, the prime contractors will submit the Proof of Payment Certification, listing payments made to MWBE subcontractors.**

**\*\*\*If a change is needed in MWBE Participation, submit a Request to Change MWBE Participation Form. Good Faith Efforts to substitute with another MWBE contractor must be demonstrated.**

### Minimum Compliance Requirements:

All written statements, affidavits, or intentions made by the Bidder shall become a part of the agreement between the Contractor and the City for performance of contracts. Failure to comply with any of these statements, affidavits or intentions or with the minority business guidelines shall constitute a breach of the contract. A finding by the City that any information submitted (either prior to award of the contract or during the performance of the contract) is inaccurate, false, or incomplete, shall also constitute a breach of the contract. Any such breach may result in termination of the contract in accordance with the termination provisions contained in the contract. It shall be solely at the option of the City whether to terminate the contract for breach or not. In determining whether a contractor has made Good Faith Efforts, the CITY will evaluate all efforts made by the Contractor and will determine compliance in regard to quantity, intensity, and results of these efforts.





# City of Greenville AFFIDAVIT A – Listing of Good Faith Efforts

County of \_\_\_\_\_

(Name of Bidder)

Affidavit of \_\_\_\_\_

I have made a good faith effort to comply under the following areas checked:

**Bidders must earn at least 50 points from the good faith efforts listed for their bid to be considered responsive.** (1 NC Administrative Code 30 I.0101)

- ☐ **1 – (10 pts)** Contacted minority businesses that reasonably could have been expected to submit a quote and that were known to the contractor, or available on State or local government maintained lists, at least 10 days before the bid date and notified them of the nature and scope of the work to be performed.
- ☐ **2 --(10 pts)** Made the construction plans, specifications and requirements available for review by prospective minority businesses, or providing these documents to them at least 10 days before the bids are due.
- ☐ **3 – (15 pts)** Broken down or combined elements of work into economically feasible units to facilitate minority participation.
- ☐ **4 – (10 pts)** Worked with minority trade, community, or contractor organizations identified by the Office of Historically Underutilized Businesses and included in the bid documents that provide assistance in recruitment of minority businesses.
- ☐ **5 – (10 pts)** Attended prebid meetings scheduled by the public owner.
- ☐ **6 – (20 pts)** Provided assistance in getting required bonding or insurance or provided alternatives to bonding or insurance for subcontractors.
- ☐ **7 – (15 pts)** Negotiated in good faith with interested minority businesses and did not reject them as unqualified without sound reasons based on their capabilities. Any rejection of a minority business based on lack of qualification should have the reasons documented in writing.
- ☐ **8 – (25 pts)** Provided assistance to an otherwise qualified minority business in need of equipment, loan capital, lines of credit, or joint pay agreements to secure loans, supplies, or letters of credit, including waiving credit that is ordinarily required. Assisted minority businesses in obtaining the same unit pricing with the bidder's suppliers in order to help minority businesses in establishing credit.
- ☐ **9 – (20 pts)** Negotiated joint venture and partnership arrangements with minority businesses in order to increase opportunities for minority business participation on a public construction or repair project when possible.
- ☐ **10 - (20 pts)** Provided quick pay agreements and policies to enable minority contractors and suppliers to meet cash-flow demands.

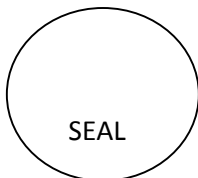
The undersigned, if apparent low bidder, will enter into a formal agreement with the firms listed in the Identification of Minority/Women Business Participation schedule conditional upon scope of contract to be executed with the Owner. Substitution of contractors must be in accordance with GS143-128.2(d) Failure to abide by this statutory provision will constitute a breach of the contract.

The undersigned hereby certifies that he or she has read the terms of the minority/women business commitment and is authorized to bind the bidder to the commitment herein set forth.

Date: \_\_\_\_\_ Name of Authorized Officer: \_\_\_\_\_

Signature: \_\_\_\_\_

Title: \_\_\_\_\_



State of \_\_\_\_\_, County of \_\_\_\_\_

Subscribed and sworn to before me this \_\_\_\_\_ day of \_\_\_\_\_ 20\_\_\_\_

Notary Public \_\_\_\_\_

My commission expires \_\_\_\_\_

**City of Greenville --AFFIDAVIT B-- Intent to Perform  
Contract with Own Workforce.**

County of \_\_\_\_\_

Affidavit of \_\_\_\_\_  
(Name of Bidder)

I hereby certify that it is our intent to perform 100% of the work required for the \_\_\_\_\_  
\_\_\_\_\_ contract.  
(Name of Project)

In making this certification, the Bidder states that the Bidder does not customarily subcontract elements of this type project, and normally performs and has the capability to perform and will perform all elements of the work on this project with his/her own current work forces; and

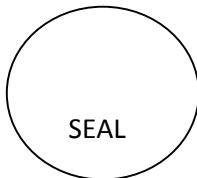
The Bidder agrees to provide any additional information or documentation requested by the owner in support of the above statement.

The undersigned hereby certifies that he or she has read this certification and is authorized to bind the Bidder to the commitments herein contained.

Date: \_\_\_\_\_ Name of Authorized Officer: \_\_\_\_\_

Signature: \_\_\_\_\_

Title: \_\_\_\_\_



State of \_\_\_\_\_, County of \_\_\_\_\_

Subscribed and sworn to before me this \_\_\_\_\_ day of \_\_\_\_\_ 20\_\_

Notary Public \_\_\_\_\_

My commission expires \_\_\_\_\_

# City of Greenville - **AFFIDAVIT C** - Portion of the Work to be Performed by MWBE Firms

County of \_\_\_\_\_

(Note this form is to be submitted only by the apparent lowest responsible, responsive bidder.)

If the portion of the work to be executed by MWBE businesses as defined in GS143-128.2(g) and the COG/CITY MWBE Plan sec. III is equal to or greater than 16% of the bidders total contract price, then the bidder must complete this affidavit. This affidavit shall be provided by the apparent lowest responsible, responsive bidder within **72 hours** after notification of being low bidder.

Affidavit of \_\_\_\_\_ I do hereby certify that on the  
(Name of Bidder)

(Project Name)  
Project ID# \_\_\_\_\_ Amount of Bid \$ \_\_\_\_\_

I will expend a minimum of \_\_\_\_\_ % of the total dollar amount of the contract with minority business enterprises and a minimum of \_\_\_\_\_ % of the total dollar amount of the contract with women business enterprises. Minority/women businesses will be employed as construction subcontractors, vendors, suppliers or providers of professional services. Such work will be subcontracted to the following firms listed below. Attach additional sheets if required

Name and Phone Number	*MWBE Category	Work description	Dollar Value

\*Minority categories: Black, African American (**B**), Hispanic or Latino (**L**), Asian American (**A**) American Indian (**I**), Female (**F**) Socially and Economically Disadvantaged (**S**) Disabled (**D**)

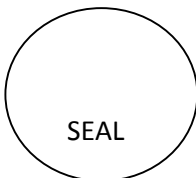
Pursuant to GS143-128.2(d), the undersigned will enter into a formal agreement with MWBE Firms for work listed in this schedule conditional upon execution of a contract with the Owner. Failure to fulfill this commitment may constitute a breach of the contract.

The undersigned hereby certifies that he or she has read the terms of this commitment and is authorized to bind the bidder to the commitment herein set forth.

Date: \_\_\_\_\_ Name of Authorized Officer: \_\_\_\_\_

Signature: \_\_\_\_\_

Title: \_\_\_\_\_



State of \_\_\_\_\_, County of \_\_\_\_\_

Subscribed and sworn to before me this \_\_\_\_\_ day of \_\_\_\_\_ 20\_\_\_\_

Notary Public \_\_\_\_\_

My commission expires \_\_\_\_\_

## City of Greenville **AFFIDAVIT D – Good Faith Efforts**

County of \_\_\_\_\_

(Note this form is to be submitted only by the apparent lowest responsible, responsive bidder.)

If the goal of 16% participation by minority/women business **is not** achieved, the Bidder shall provide the following documentation to the Owner of his good faith efforts:

Affidavit of \_\_\_\_\_ I do hereby certify  
that on the \_\_\_\_\_

(Name of Bidder)

Project ID# \_\_\_\_\_ (Project Name) \_\_\_\_\_  
Amount of Bid \$ \_\_\_\_\_

I will expend a minimum of \_\_\_\_\_% of the total dollar amount of the contract with minority business enterprises and a minimum of \_\_\_\_\_% of the total dollar amount of the contract with women business enterprises. Minority/women businesses will be employed as construction subcontractors, vendors, suppliers or providers of professional services. Such work will be subcontracted to the following firms listed below. (Attach additional sheets if required)

Name and Phone Number	*MWBE Category	Work description	Dollar Value

\*Minority categories: Black, African American (**B**), Hispanic or Latino (**L**), Asian American (**A**) American Indian (**I**), Female (**F**) Socially and Economically Disadvantaged (**S**) Disabled (**D**)

**Examples** of documentation required to demonstrate the Bidder's good faith efforts to meet the goals set forth in these provisions include, but are not necessarily limited to, the following:

- A. Copies of solicitations for quotes to at least three (3) minority business firms from the source list provided by the State for each subcontract to be let under this contract (if 3 or more firms are shown on the source list). Each solicitation shall contain a specific description of the work to be subcontracted, location where bid documents can be reviewed, representative of the Prime Bidder to contact, and location, date and time when quotes must be received.
- B. Copies of quotes or responses received from each firm responding to the solicitation.
- C. A telephone log of follow-up calls to each firm sent a solicitation.
- D. For subcontracts where a minority business firm is not considered the lowest responsible sub-bidder, copies of quotes received from all firms submitting quotes for that particular subcontract.
- E. Documentation of any contacts or correspondence to minority business, community, or contractor organizations in an attempt to meet the goal.
- F. Copy of pre-bid roster.
- G. Letter documenting efforts to provide assistance in obtaining required bonding or insurance for minority business.
- H. Letter detailing reasons for rejection of minority business due to lack of qualification.
- I. Letter documenting proposed assistance offered to minority business in need of equipment, loan capital, lines of credit, or joint pay agreements to secure loans, supplies, or letter of credit, including waiving credit that is ordinarily required.

Failure to provide the documentation as listed in these provisions may result in rejection of the bid and award to the next lowest responsible and responsive bidder.

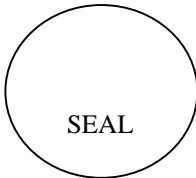
Pursuant to GS143-128.2(d), the undersigned will enter into a formal agreement with MWBE Firms for work listed in this schedule conditional upon execution of a contract with the Owner. Failure to fulfill this commitment may constitute a breach of the contract.

The undersigned hereby certifies that he or she has read the terms of this commitment and is authorized to bind the bidder to the commitment herein set forth.

Date: \_\_\_\_\_ Name of Authorized Officer: \_\_\_\_\_

Signature: \_\_\_\_\_

Title: \_\_\_\_\_



State of \_\_\_\_\_, County of \_\_\_\_\_

Subscribed and sworn to before me this \_\_\_\_\_ day of \_\_\_\_\_ 20\_\_\_\_

Notary Public \_\_\_\_\_

My commission expires \_\_\_\_\_

## LETTER OF INTENT MWBE Subcontractor Performance

**Please submit this form or executed subcontracts with MWBE firms after award of contract and prior to issuance of notice to proceed.**

PROJECT: \_\_\_\_\_  
(Project Name)

TO: \_\_\_\_\_  
(Name of Prime Bidder/Architect)

The undersigned intends to perform work in connection with the above project as a:

\_\_\_\_ Minority Business Enterprise

\_\_\_\_ Women Business Enterprise

The MWBE status of the undersigned is certified the NC Office of Historically Underutilized Businesses (required). \_\_\_\_ Yes \_\_\_\_ No

The undersigned is prepared to perform the following described work or provide materials or services in connection with the above project at the following dollar amount:

Work/Materials/Service Provided	Dollar Amount of Contract	Projected Start Date	Projected End Date

\_\_\_\_\_  
(Date)

\_\_\_\_\_  
(Address)

\_\_\_\_\_  
(Name & Phone No. of MWBE Firm)

\_\_\_\_\_  
(Name & Title of Authorized Representative of MWBE)

\_\_\_\_\_  
(Signature of Authorized Representative of MWBE)

## REQUEST TO CHANGE MWBE PARTICIPATION

(Submit changes only if notified as apparent lowest bidder, continuing through project completion)

**Project:** \_\_\_\_\_

**Bidder or Prime Contractor:** \_\_\_\_\_

**Name & Title of Authorized Representative:** \_\_\_\_\_

**Address:** \_\_\_\_\_ **Phone #:** \_\_\_\_\_

\_\_\_\_\_ **Email Address:** \_\_\_\_\_

**Total Contract Amount (including approved change orders or amendments):** \$\_\_\_\_\_

Name of subcontractor: \_\_\_\_\_

Good or service provided: \_\_\_\_\_

### **Proposed Action:**

\_\_\_\_ Replace subcontractor

\_\_\_\_ Perform work with own forces

For the above actions, you must provide one of the following reasons (Please check applicable reason):

\_\_\_\_ The listed MBE/WBE, after having had a reasonable opportunity to do so, fails or refuses to execute a written contract.

\_\_\_\_ The listed MBE/WBE is bankrupt or insolvent.

\_\_\_\_ The listed MBE/WBE fails or refuses to perform his/her subcontract or furnish the listed materials.

\_\_\_\_ The work performed by the listed subcontractor is unsatisfactory according to industry standards and is not in accordance with the plans and specifications; or the subcontractor is substantially delaying or disrupting the progress of the work.

*If replacing subcontractor:*



Name of replacement subcontractor: \_\_\_\_\_

The MWBE status of the contractor is certified by the NC Office of Historically Underutilized Businesses (required). ☐ Yes ☐ No

Dollar amount of original contract \$ \_\_\_\_\_

Dollar amount of amended contract \$ \_\_\_\_\_

**Other Proposed Action:**

☐ Increase total dollar amount of work

☐ Add additional subcontractor

☐ Decrease total dollar amount of work

☐ Other

Please describe reason for requested action: \_\_\_\_\_

\_\_\_\_\_

*If adding\* additional subcontractor:*

The MWBE status of the contractor is certified by the NC Office of Historically Underutilized Businesses (required). ☐ Yes ☐ No

*\*Please attach Letter of Intent or executed contract document*

Dollar amount of original contract \$ \_\_\_\_\_

Dollar amount of amended contract \$ \_\_\_\_\_

**Interoffice Use Only:**

**Approval** ☐ Y ☐ N

**Date** \_\_\_\_\_

**Signature** \_\_\_\_\_

**Proof of Payment Certification**  
**MWBE Contractors, Suppliers, Service Providers**

Pay Application No. \_\_\_\_\_

Purchase Order No. \_\_\_\_\_

Project Name: \_\_\_\_\_

Prime Contractor: \_\_\_\_\_

Current Contract Amount (including change orders): \$\_\_\_\_\_

Requested Payment Amount for this Period: \$\_\_\_\_\_

Is this the final payment? \_\_Yes \_\_No

Firm Name	MWBE Category*	Total Amount Paid from this Pay Request	Total Contract Amount (including changes)	Total Amount Remaining

\*Minority categories: Black, African American (**B**), Hispanic or Latino (**L**), Asian American (**A**) American Indian (**I**), Female (**F**) Socially and Economically Disadvantaged (**S**) Disabled (**D**)

Date:\_\_\_\_\_

Certified By: \_\_\_\_\_  
Name  
\_\_\_\_\_  
Title  
\_\_\_\_\_  
Signature