
TABLE OF DETAILS

**Detail
Number**

Title

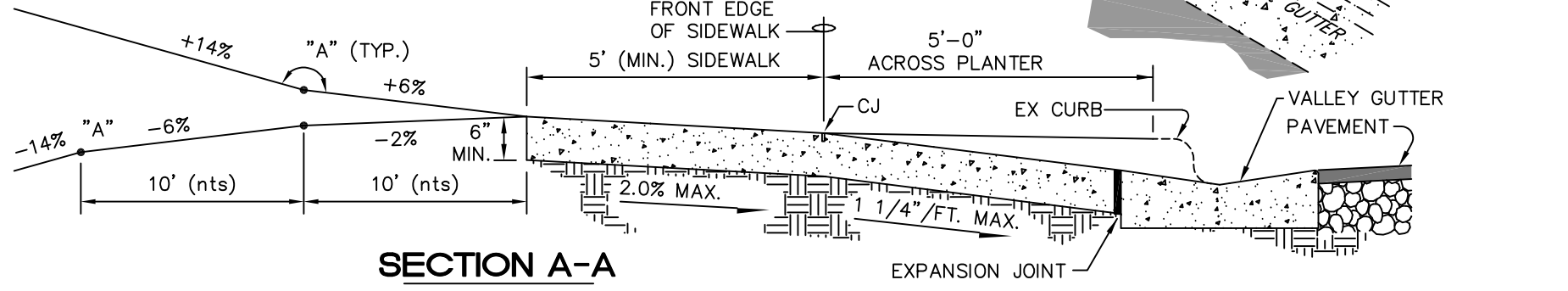
Driveway Details

420.01	Typ. Conc. Driveway(Commercial, Industrial, Institutional, Multifamily)
420.02	Typ. Asphalt Driveway(Commercial, Industrial, Institutional, Multifamily)
421.01	Residential Driveway – No Sidewalk
421.02	Residential Driveway – Sidewalk Greater Than 5' From Curb
421.03	Residential Driveway – Sidewalk Within 5' of Curb
421.04	Residential Driveway – Roll Curb With Sidewalk
422.01	Driveway Spacing (Non C&G Street)
422.02	Driveway Spacing (Non C&G Street) Shared Culvert
422.03	Duplex Driveway Spacing (C&G Street)
422.04	Shared Duplex Driveway (C&G Street)
422.05	Circular or Dual Driveways for Single Family (C&G Street)
422.06	Driveway Spacing Detail (Non C&G Street) Cul-De-Sac
422.07	Driveway Spacing Detail (C&G Street) Cul-De-Sac

DRIVEWAY WIDTH		
OPERATION	MIN.	MAX.
ONE WAY	12'	18'
TWO WAY	24'	36'

NOTES:

1. All concrete to be 3,000 PSI compressive strength.
2. At all driveways, sidewalks to be removed to the nearest joint beyond new construction or cut with saw and removed. Saw cut or joint to be perpendicular to edge of existing pavement.
3. All driveways must meet the current city driveway regulations and NCDOT requirements for spacing, sight distance, and offsets from property lines and intersections.
4. Radii must be minimum 5 feet or the width of the planting strip, whichever is greater.
5. Pavers must have a thickness of 3 inches with minimum 6" concrete base.
6. Sidewalk through driveway shall be ADA compliant.
7. Algebraic difference in grade ("A") between slopes shall be 8% or less.
8. Special conditions may warrant exceptions to this detail. Subject to approval by City Engineer.



SECTION A-A



ENGINEERING DEPARTMENT
Greenville, North Carolina 27834

CITY OF GREENVILLE, N.C.

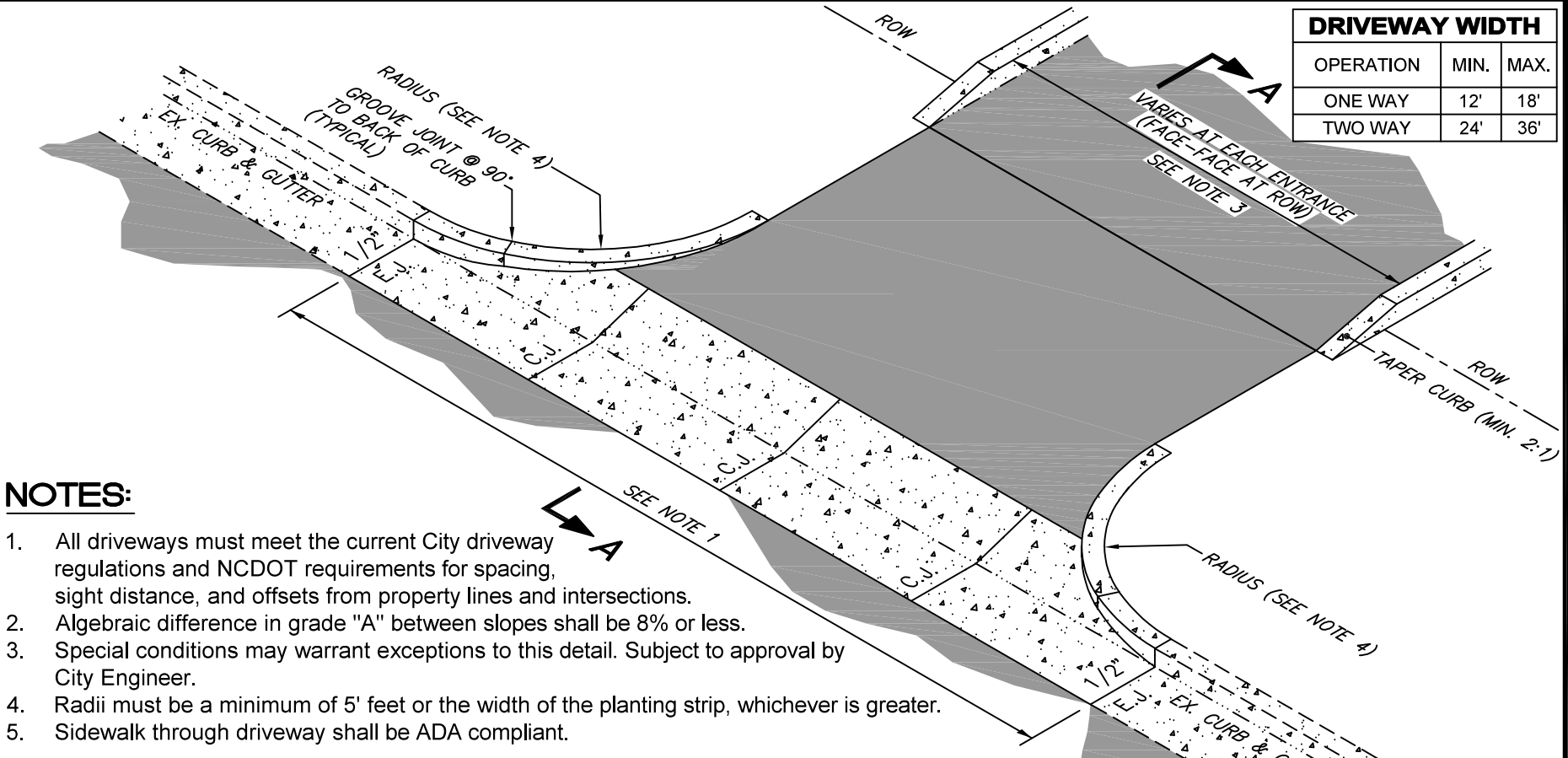
www.greenvillenc.gov

Rev.	Date	Description	Approved
1	9/1/23	APPROVAL	L. KIRBY

TYP. CONC. DRIVEWAY (COMMERCIAL, INDUSTRIAL, INSTITUTIONAL, MULTIFAMILY)

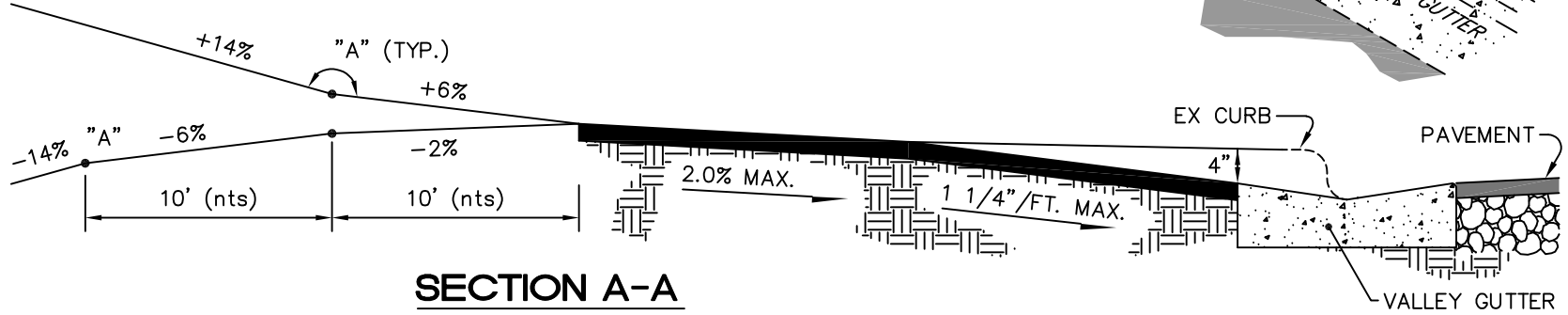
Scale: not to scale	Sheet #: 1 of 1	Detail #: 420.01
------------------------	--------------------	----------------------------

DRIVEWAY WIDTH		
OPERATION	MIN.	MAX.
ONE WAY	12'	18'
TWO WAY	24'	36'



NOTES:

1. All driveways must meet the current City driveway regulations and NCDOT requirements for spacing, sight distance, and offsets from property lines and intersections.
2. Algebraic difference in grade "A" between slopes shall be 8% or less.
3. Special conditions may warrant exceptions to this detail. Subject to approval by City Engineer.
4. Radii must be a minimum of 5' feet or the width of the planting strip, whichever is greater.
5. Sidewalk through driveway shall be ADA compliant.



SECTION A-A



ENGINEERING DEPARTMENT
Greenville, North Carolina 27834

CITY OF GREENVILLE, N.C.

www.greenvillenc.gov

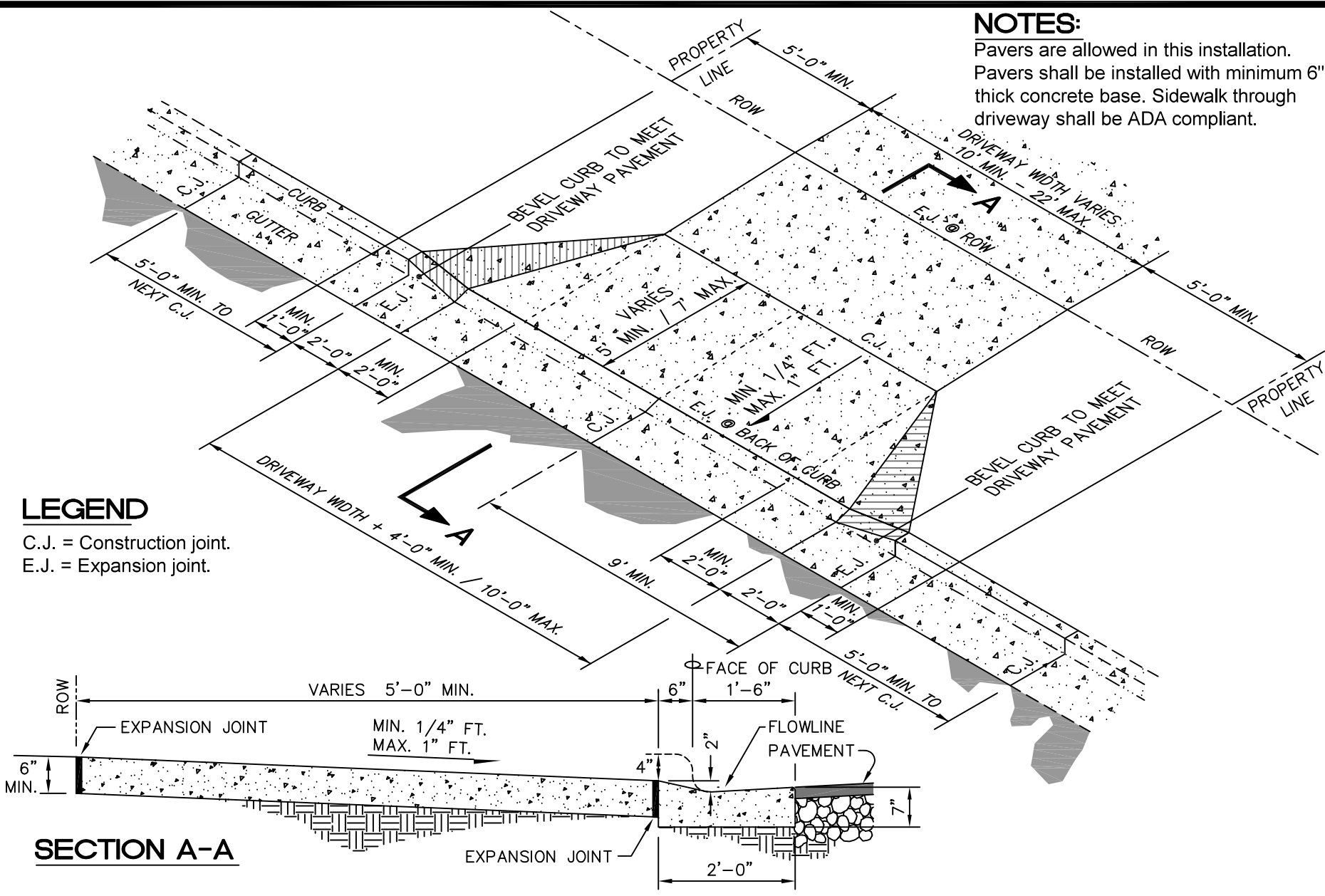
Rev.	Date	Description	Approved
1	9/1/23	APPROVAL	L. KIRBY

TYP. ASPHALT DRIVEWAY (COMMERCIAL, INDUSTRIAL, INSTITUTIONAL, MULTIFAMILY)

Scale: not to scale	Sheet #: 1 of 1	Detail #: 420.02
------------------------	--------------------	----------------------------

NOTES:

Pavers are allowed in this installation. Pavers shall be installed with minimum 6" thick concrete base. Sidewalk through driveway shall be ADA compliant.



LEGEND

C.J. = Construction joint.
E.J. = Expansion joint.

SECTION A-A



ENGINEERING DEPARTMENT
Greenville, North Carolina 27834

CITY OF GREENVILLE, N.C.

www.greenvillenc.gov

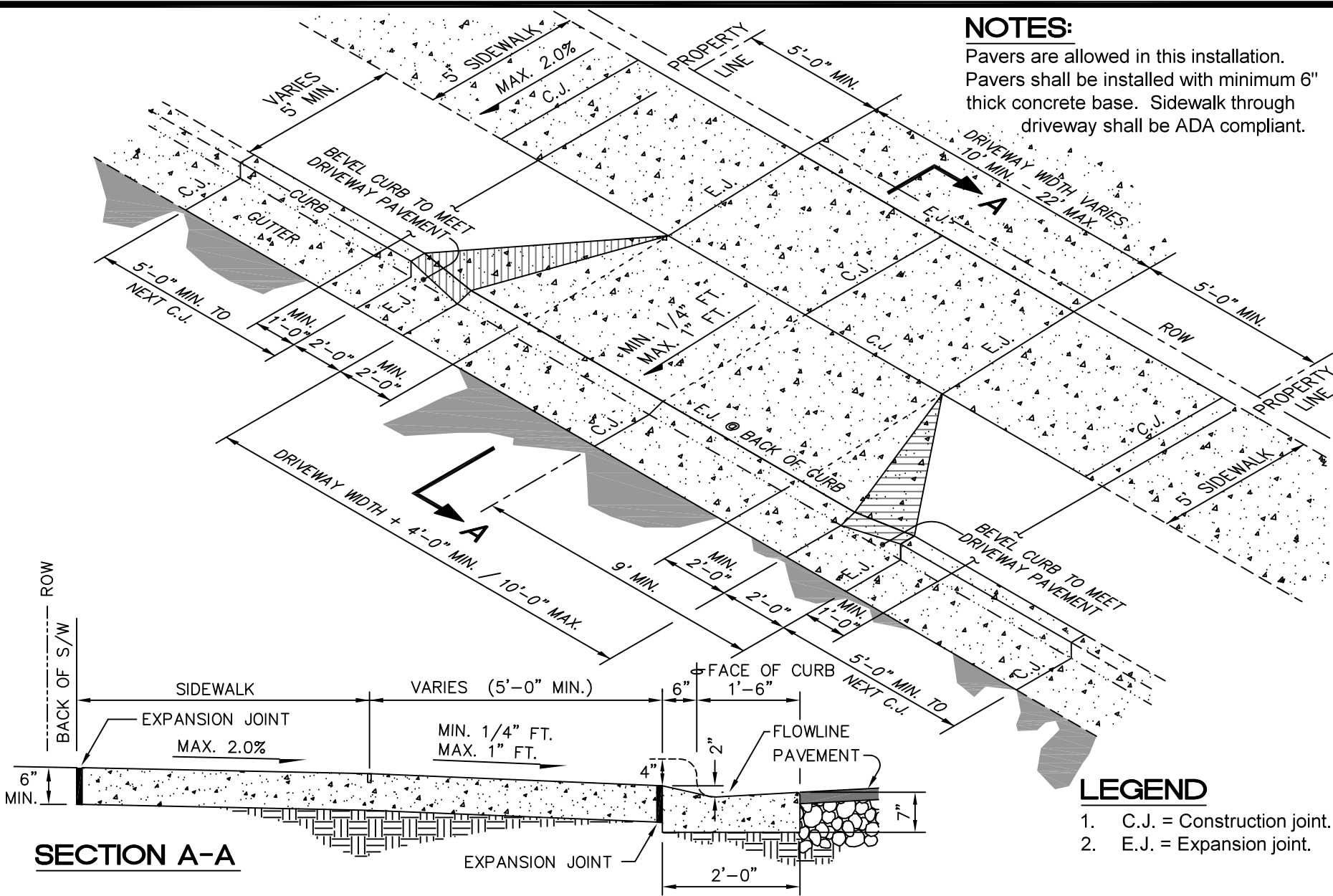
Rev.	Date	Description	Approved
1	9/1/23	APPROVAL	L. KIRBY

RESIDENTIAL DRIVEWAY - NO SIDEWALK

Scale: not to scale	Sheet #: 1 of 1	Detail #: 421.01
------------------------	--------------------	----------------------------

NOTES:

Pavers are allowed in this installation. Pavers shall be installed with minimum 6" thick concrete base. Sidewalk through driveway shall be ADA compliant.



LEGEND

- 1. C.J. = Construction joint.
- 2. E.J. = Expansion joint.



ENGINEERING DEPARTMENT
Greenville, North Carolina 27834

CITY OF GREENVILLE, N.C.

www.greenvillenc.gov

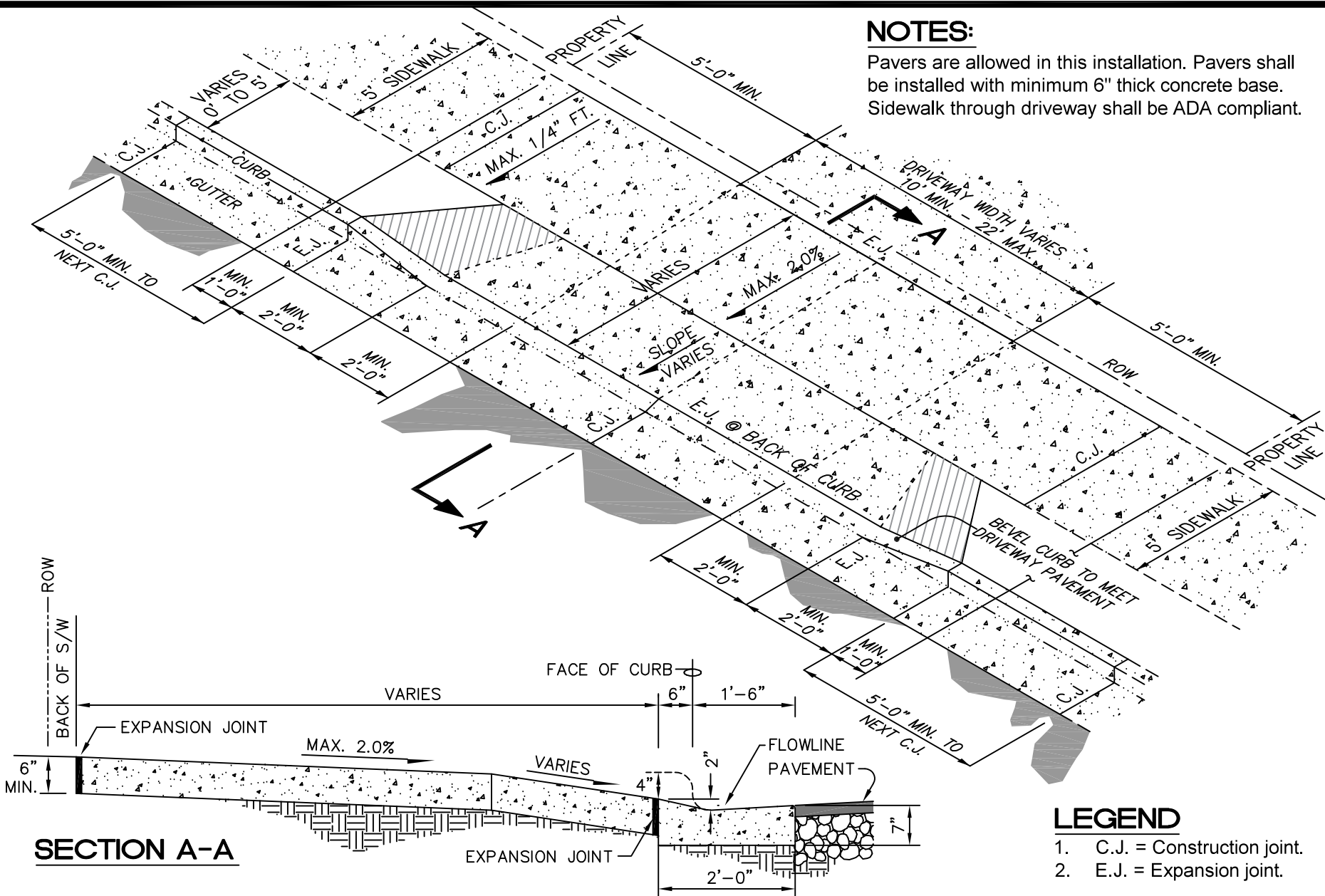
RESIDENTIAL DRIVEWAY - SIDEWALK GREATER THAN 5' FROM CURB

Rev.	Date	Description	Approved
1	9/1/23	APPROVAL	L. KIRBY

Scale: not to scale	Sheet #: 1 of 1	Detail #: 421.02
------------------------	--------------------	----------------------------

NOTES:

Pavers are allowed in this installation. Pavers shall be installed with minimum 6" thick concrete base. Sidewalk through driveway shall be ADA compliant.



LEGEND

- 1. C.J. = Construction joint.
- 2. E.J. = Expansion joint.



ENGINEERING DEPARTMENT
Greenville, North Carolina 27834

CITY OF GREENVILLE, N.C.

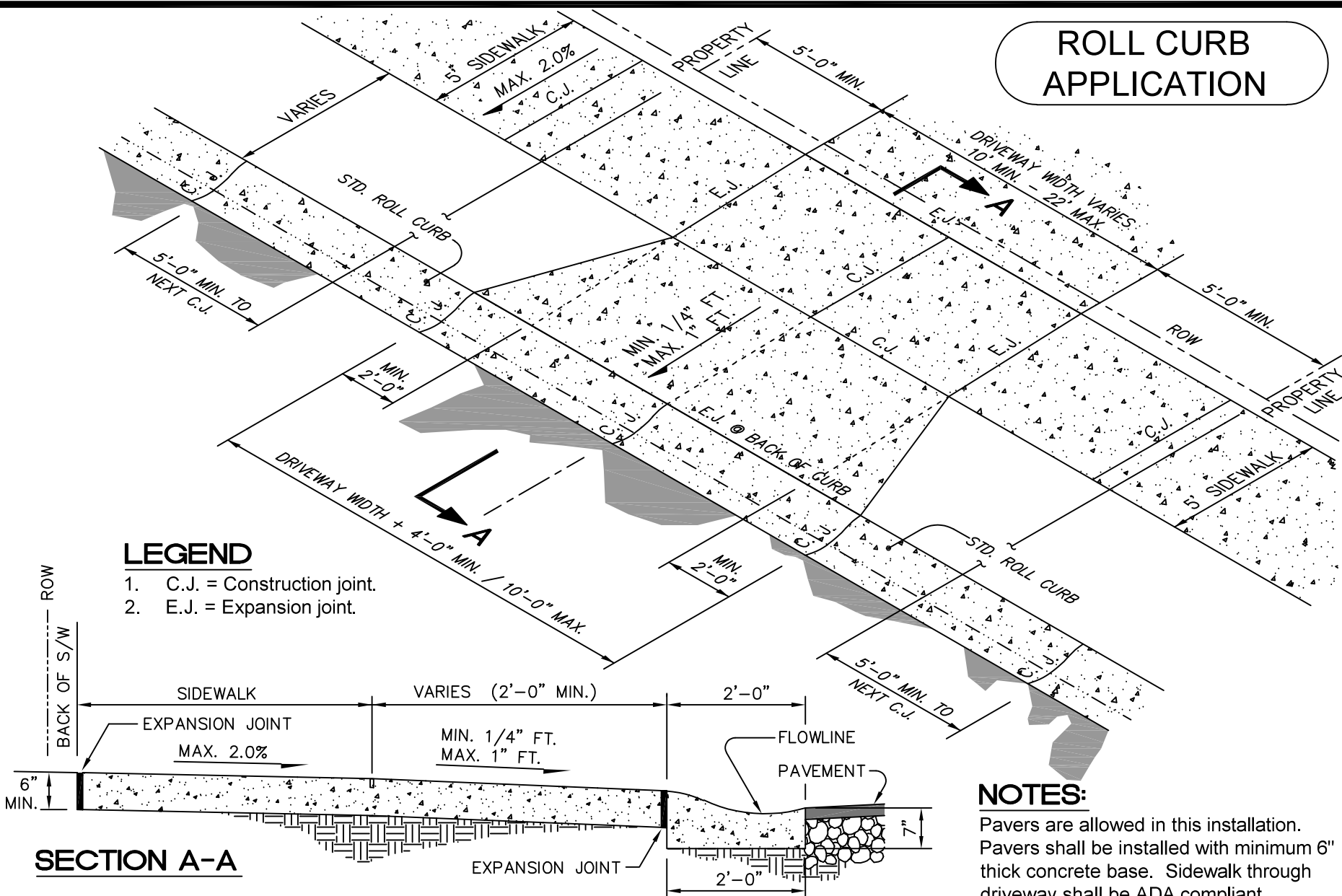
www.greenvillenc.gov

Rev.	Date	Description	Approved
1	9/1/23	APPROVAL	L. KIRBY

RESIDENTIAL DRIVEWAY - SIDEWALK WITHIN 5' OF CURB

Scale: not to scale	Sheet #: 1 of 1	Detail #: 421.03
------------------------	--------------------	----------------------------

ROLL CURB APPLICATION



LEGEND

1. C.J. = Construction joint.
2. E.J. = Expansion joint.

NOTES:

Pavers are allowed in this installation. Pavers shall be installed with minimum 6" thick concrete base. Sidewalk through driveway shall be ADA compliant.



ENGINEERING DEPARTMENT
Greenville, North Carolina 27834

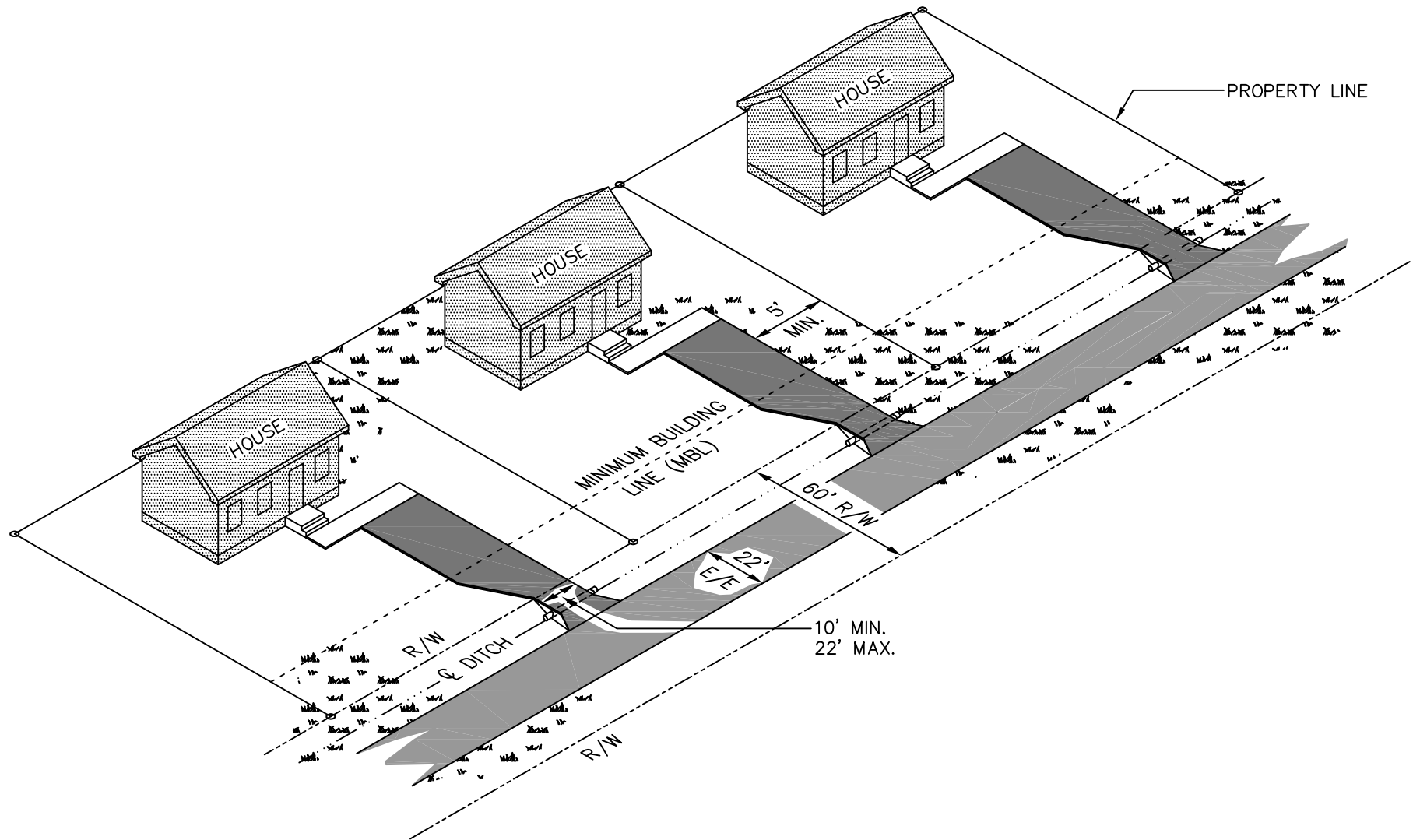
CITY OF GREENVILLE, N.C.

www.greenvillenc.gov

Rev.	Date	Description	Approved
1	9/1/23	APPROVAL	L. KIRBY

RESIDENTIAL DRIVEWAY - ROLL CURB WITH SIDEWALK

Scale: not to scale	Sheet #: 1 of 1	Detail #: 421.04
------------------------	--------------------	----------------------------



ENGINEERING DEPARTMENT
Greenville, North Carolina 27834

CITY OF GREENVILLE, N.C.

www.greenvillenc.gov

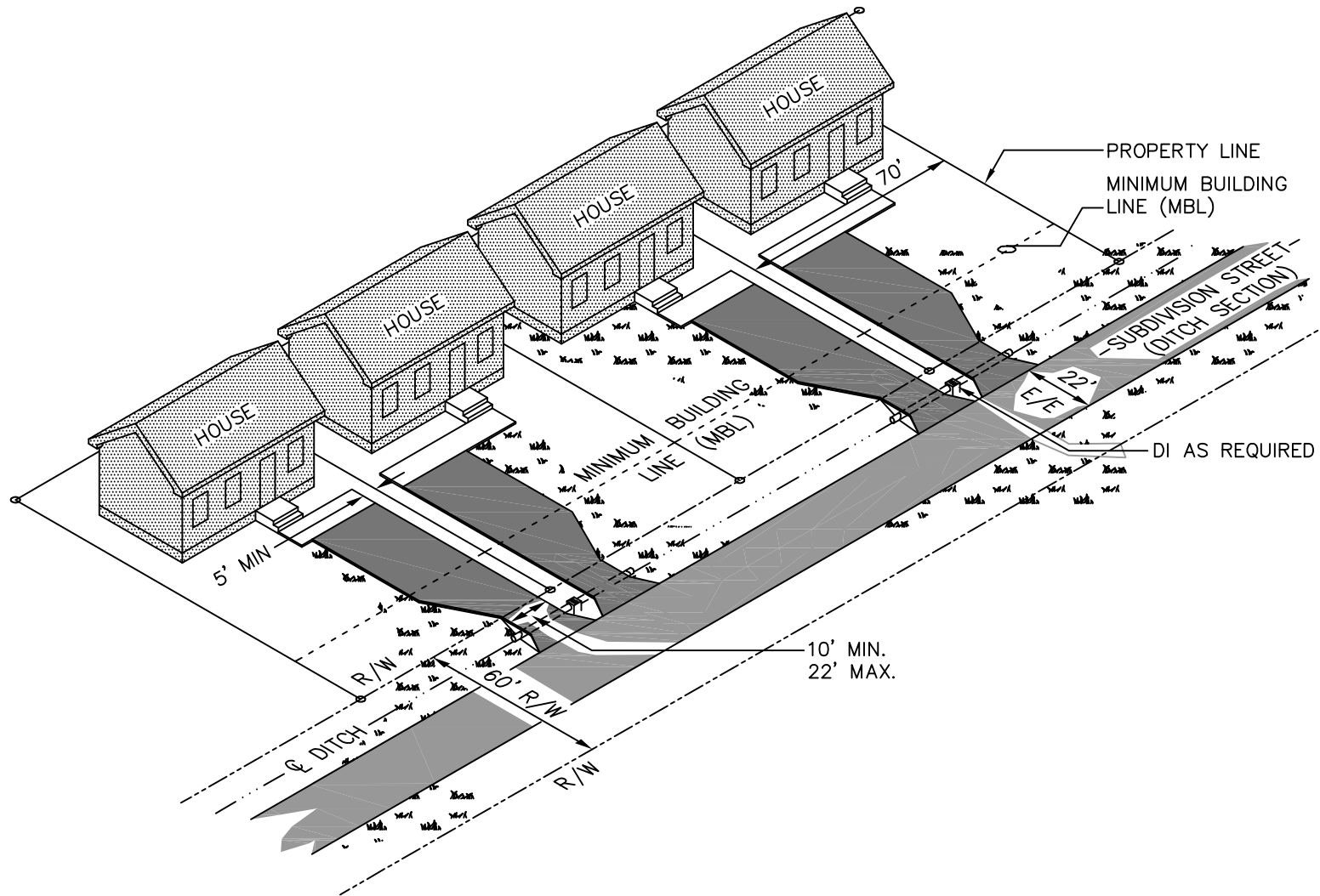
Rev.	Date	Description	Approved
1	9/1/23	APPROVAL	L. KIRBY

DRIVEWAY SPACING (NON C&G STREET)

Scale:
not to scale

Sheet #:
1 of 1

Detail #
422.01



ENGINEERING DEPARTMENT
Greenville, North Carolina 27834

CITY OF GREENVILLE, N.C.

www.greenvillenc.gov

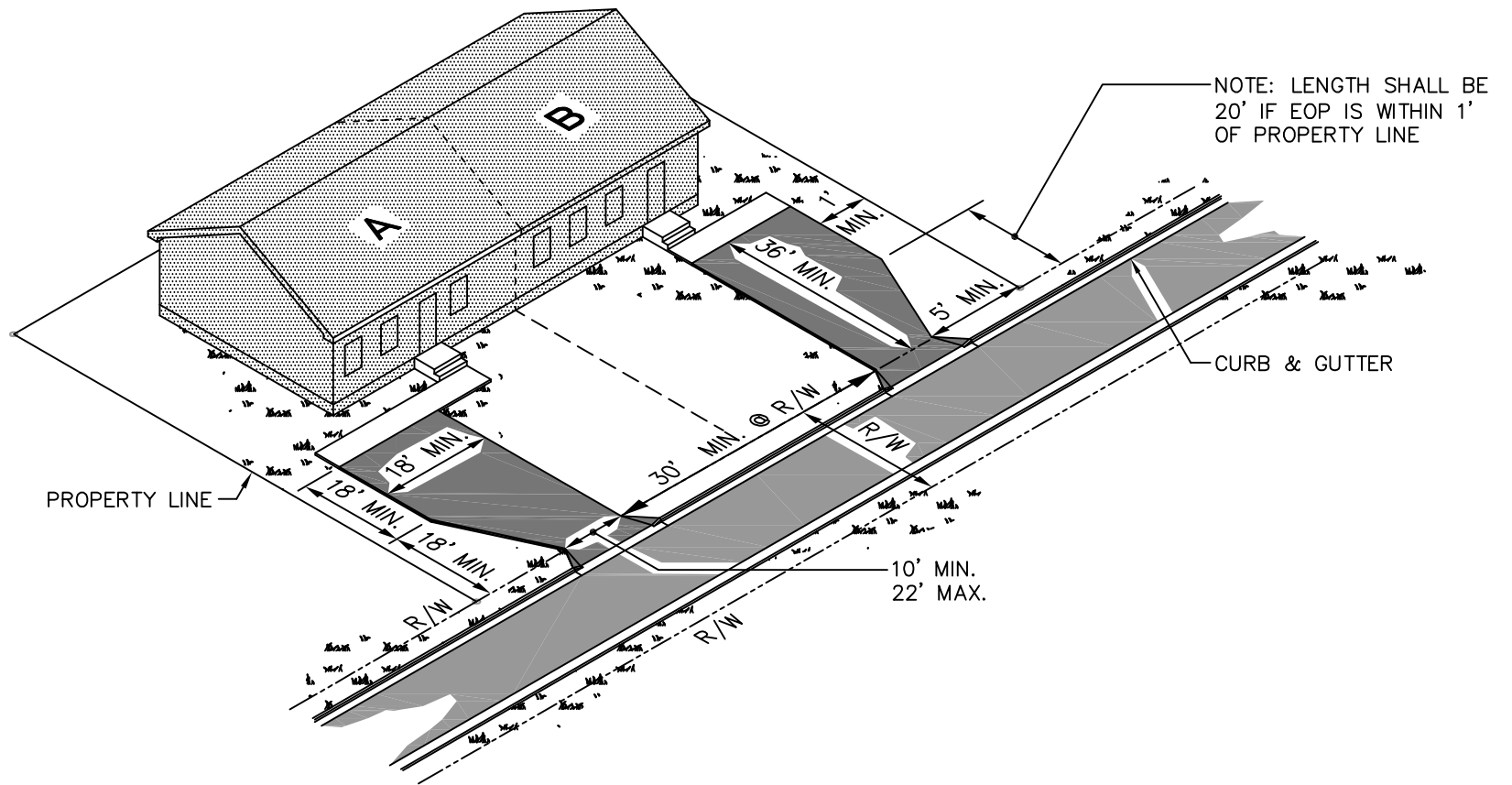
Rev.	Date	Description	Approved
1	9/1/23	APPROVAL	L. KIRBY

DRIVEWAY SPACING (NON C&G STREET) SHARED CULVERT

Scale:
not to scale

Sheet #:
1 of 1

Detail #
422.02



NOTE:

1. Special conditions may warrant exceptions to this detail. Subject to approval by City Engineer.



ENGINEERING DEPARTMENT
Greenville, North Carolina 27834

CITY OF GREENVILLE, N.C.

www.greenvillenc.gov

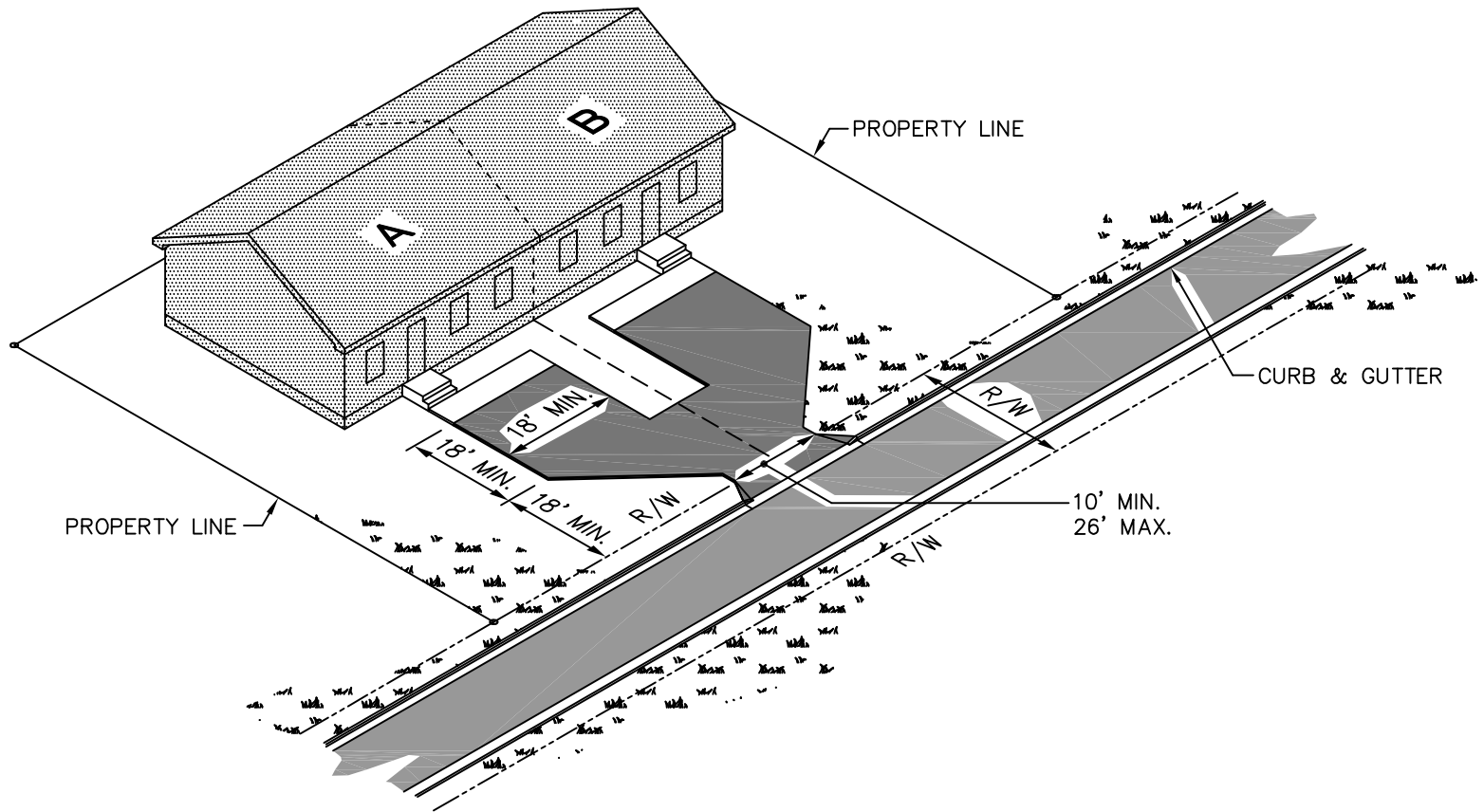
Rev.	Date	Description	Approved
1	9/1/23	APPROVAL	L. KIRBY

DUPLEX DRIVEWAY SPACING (C&G STREET)

Scale:
not to scale

Sheet #:
1 of 1

Detail #
422.03



NOTE:

1. Special conditions may warrant exceptions to this detail. Subject to approval by City Engineer.



ENGINEERING DEPARTMENT
Greenville, North Carolina 27834

CITY OF GREENVILLE, N.C.

www.greenvillenc.gov

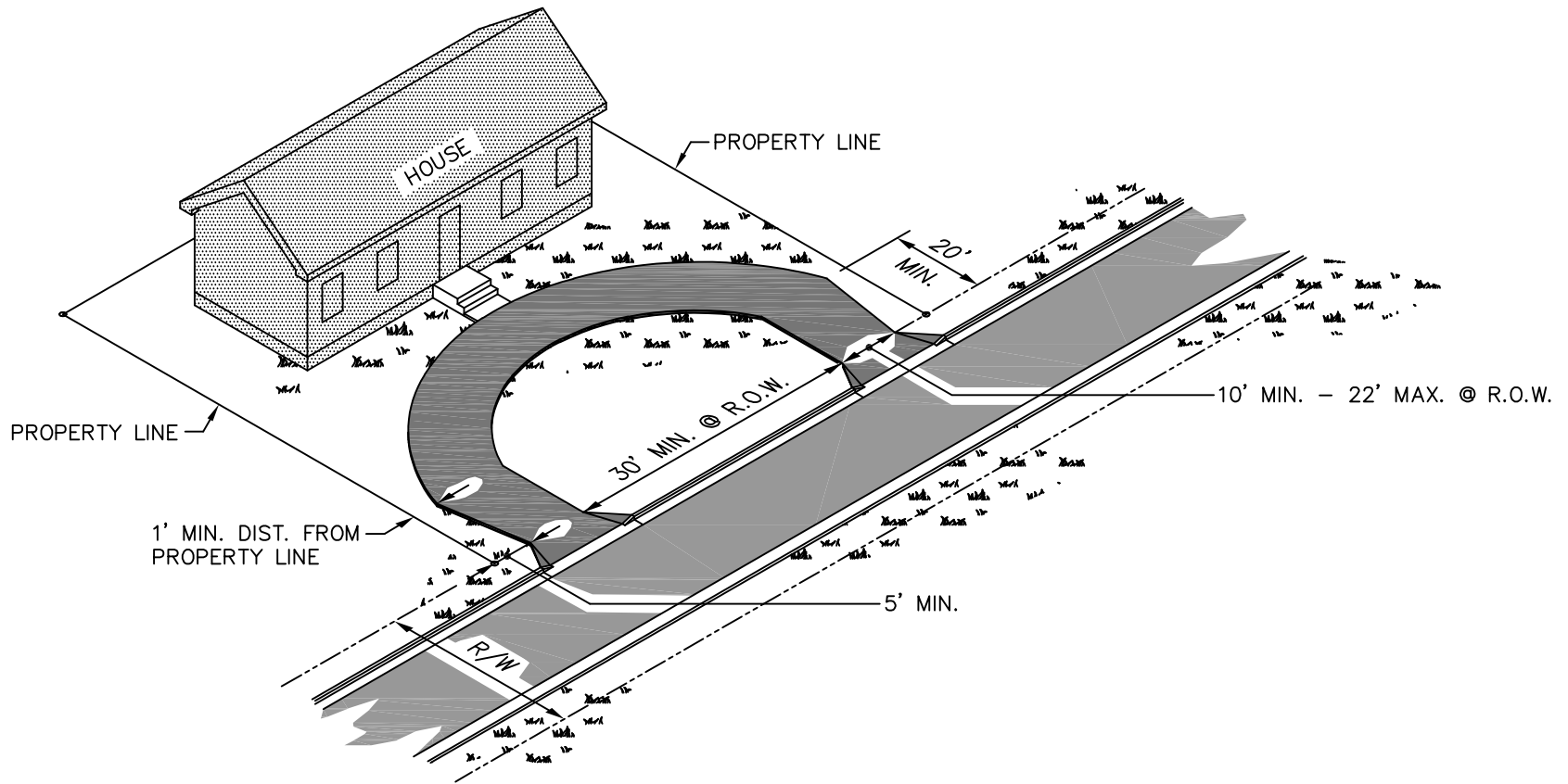
Rev.	Date	Description	Approved
1	9/1/23	APPROVAL	L. KIRBY

SHARED DUPLEX DRIVEWAY (C&G STREET)

Scale:
not to scale

Sheet #:
1 of 1

Detail #
422.04



NOTES:

1. Lot must have 400' of frontage to be considered for a 3rd driveway.
2. For curb & gutter only except along thoroughfare.



ENGINEERING DEPARTMENT
Greenville, North Carolina 27834

CITY OF GREENVILLE, N.C.

www.greenvillenc.gov

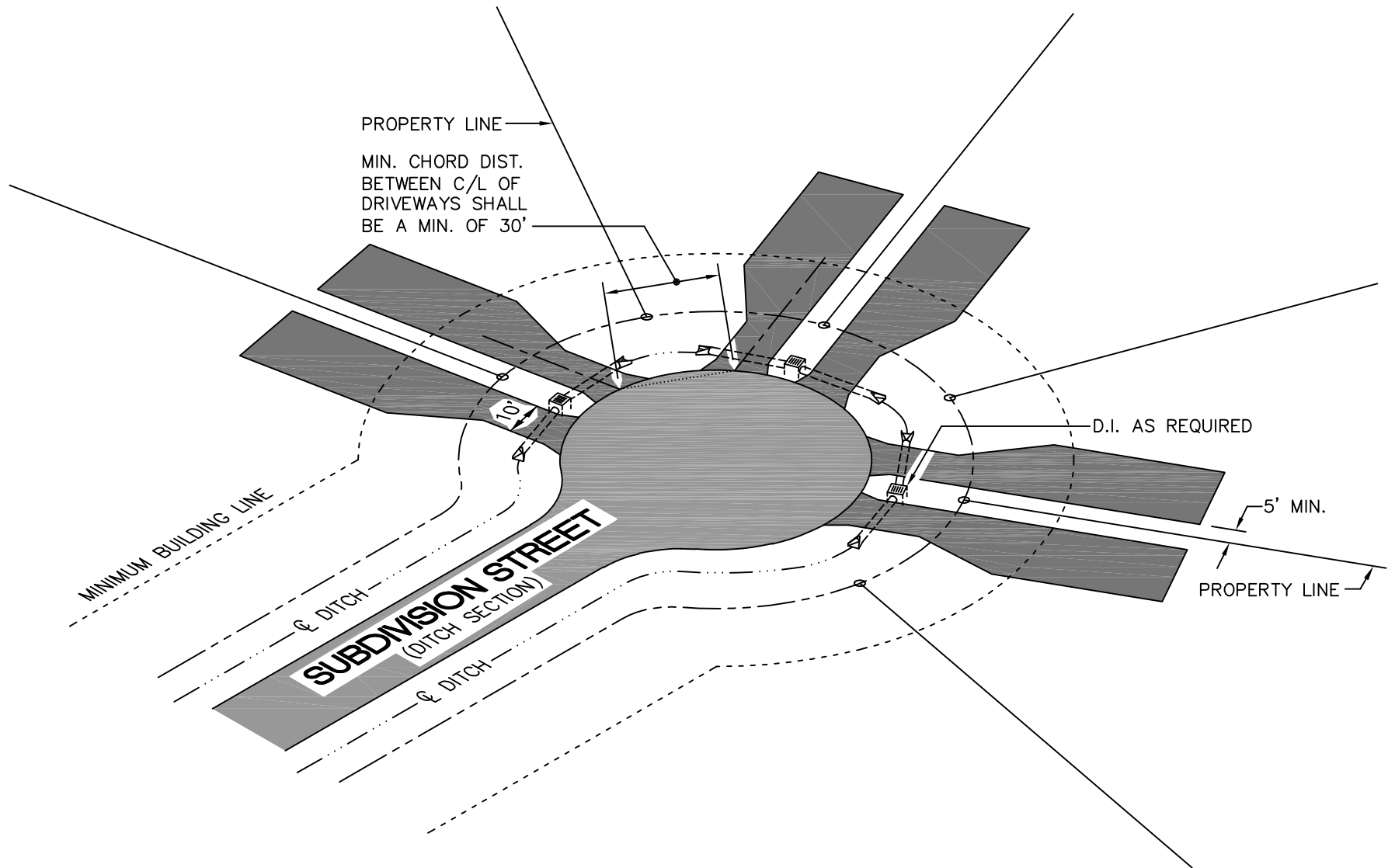
Rev.	Date	Description	Approved
1	9/1/23	APPROVAL	L. KIRBY

CIRCULAR OR DUAL DRIVEWAYS FOR SINGLE FAMILY (C&G STREET)

Scale:
not to scale

Sheet #:
1 of 1

Detail #
422.05



ENGINEERING DEPARTMENT
Greenville, North Carolina 27834

CITY OF GREENVILLE, N.C.

www.greenvillenc.gov

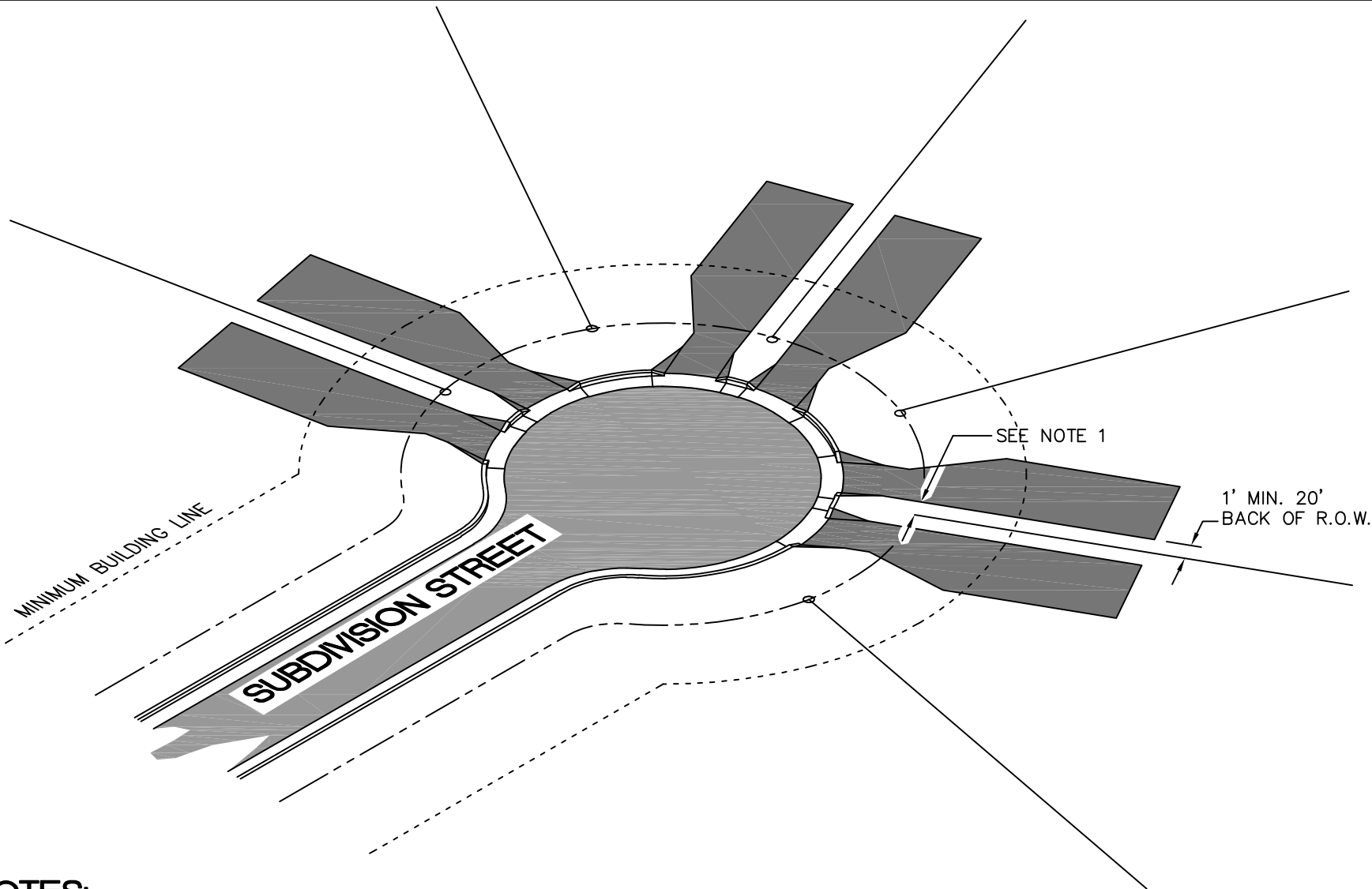
Rev.	Date	Description	Approved
1	9/1/23	APPROVAL	L. KIRBY

DRIVEWAY SPACING DETAIL (NON C&G STREET) CUL-DE-SAC

Scale:
not to scale

Sheet #:
1 of 1

Detail #
422.06



NOTES:

1. Minimum 3' for roll curb & gutter. Minimum 5' for standard curb & gutter.
2. Special conditions may warrant exceptions to this detail. Subject to approval by City Engineer.



ENGINEERING DEPARTMENT
Greenville, North Carolina 27834

CITY OF GREENVILLE, N.C.

www.greenvillenc.gov

Rev.	Date	Description	Approved
1	9/1/23	APPROVAL	L. KIRBY

DRIVEWAY SPACING DETAIL (C&G STREET) CUL-DE-SAC

Scale:
not to scale

Sheet #:
1 of 1

Detail #
422.07