Greenville Urban Area Metropolitan Planning Organization

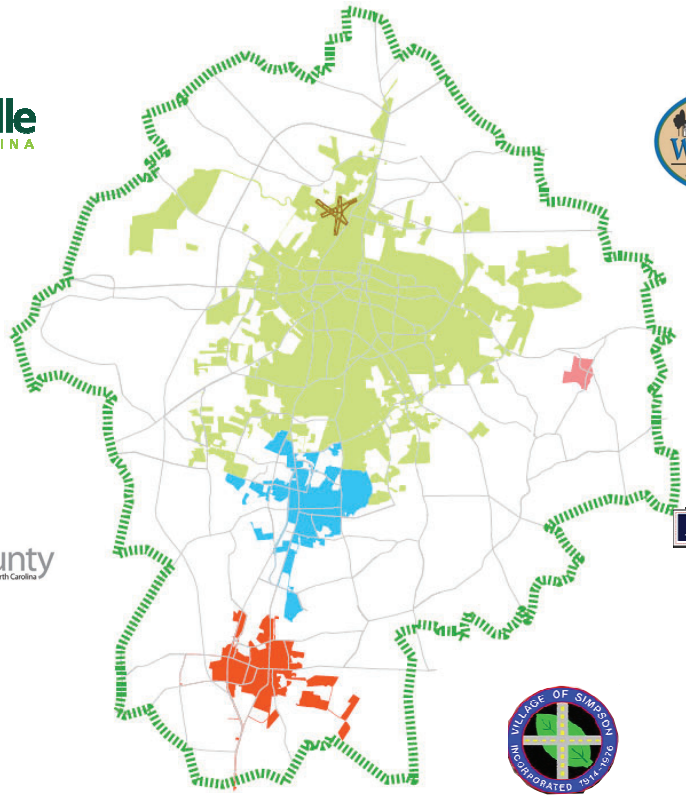

DRAFT 2024-2033 Metropolitan Transportation Improvement Program

to be adopted

September 2023

The NCDOT has demonstrated fiscal constraint on the 2024-2033 STIP adopted on 6/6/2023. The Greenville MPO TIP is a subset of the STIP and by extension therefore demonstrates fiscal constraint. The Greenville Urban Area MPO has established performance management targets for highway safety, infrastructure condition, congestion, system reliability, emissions, freight movement and transit. The Greenville Urban Area MPO anticipates meeting their identified targets with the mix of projects included in the FY 2024-2033 TIP.

NORTH CAROLINA 2024 – 2033
STATE TRANSPORTATION IMPROVEMENT PROGRAM

What is a State Transportation Improvement Program (STIP)?

The STIP is a multi-year capital improvement document which denotes the scheduling and funding of construction projects across the state over a minimum 4-year time period as required by Federal law. North Carolina's STIP covers a 10-year period, with the first five years (2024-2028 in this version) referred to as the delivery STIP and the latter five years (2029-2034 in this version) as the developmental STIP. Per 23 CFR 450.216 & 23 U.S. Code § 135 STIP's must also:

- Be submitted to Federal Highway Administration (FHWA) & Federal Transit Administration (FTA) for approval at least every 4 years
- Be fiscally constrained by year
- Include all capital and non-capital projects using Title 23 USC or Title 49 USC funds, other than certain safety, planning, and research funds
- Include metropolitan TIPs from Metropolitan Planning Organizations
- Provide public comment opportunity on STIP document
- And include the following information:
    - Project description and termini
    - Estimated total cost (NCDOT includes Utility, R/W, and Construction costs)
    - Federal funds to be obligated
    - Responsible agency (such as municipality)

North Carolina's STIP is typically updated every two years (but no later than every four years) and developed in concert with federal and state revenue forecasts, North Carolina Department of Transportation's (NCDOT's) Strategic Prioritization process, preconstruction, and project development timetables, and in adherence with federal and state laws. North Carolina state law requires Board of Transportation (BOT) action to approve the STIP.

This is the fourth STIP developed under the Strategic Transportation Investments (STI) law passed in June 2013. This landmark legislation elevates the use of transportation criteria and the input of local communities to determine project priorities and directs the use of dollars for transportation projects.

Maintenance and Capital Improvement Funding for North Carolina

NCDOT uses three major sources of funds for transportation improvements. Federal Funding and State Highway Trust Funds are used for capital improvements while the Highway Fund is used for maintenance activities. The chart below illustrates these funds and their sources.

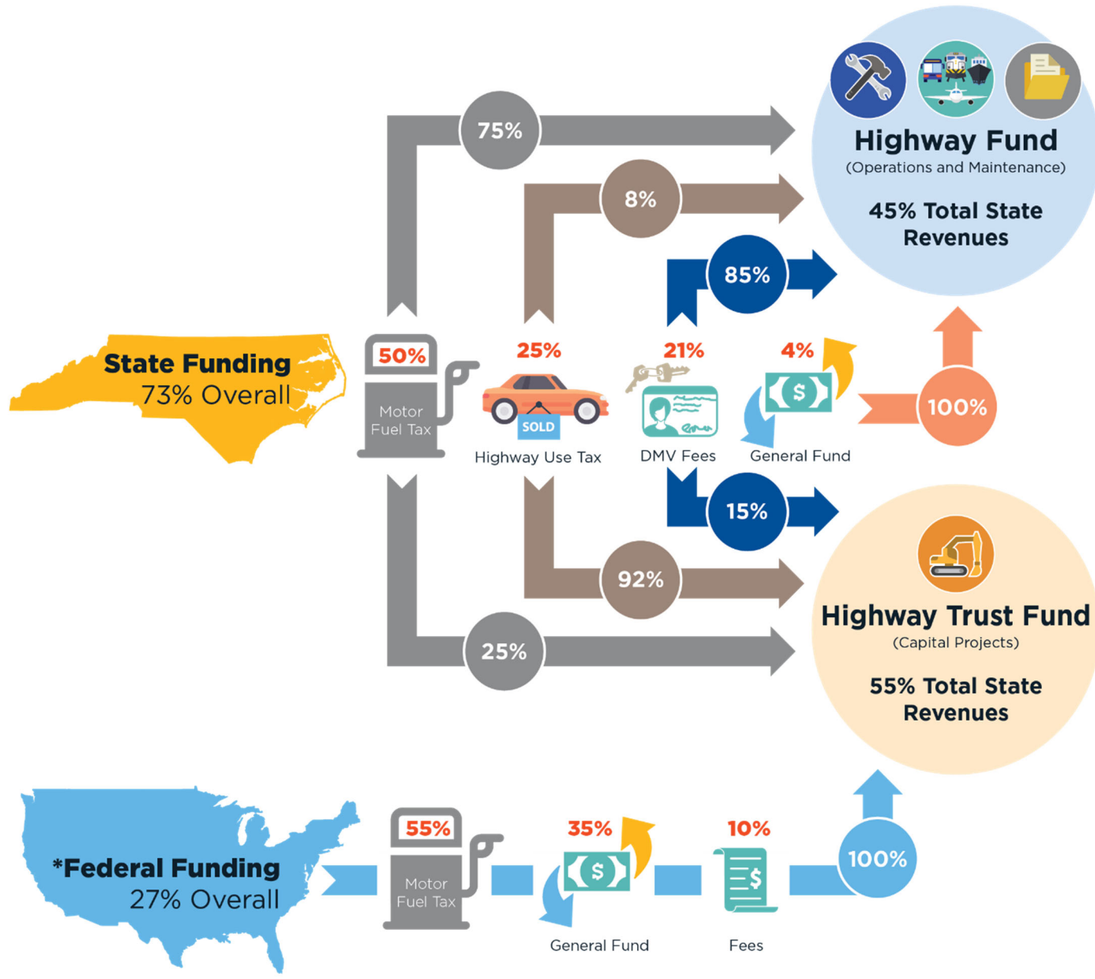

* IIJA's USDOT FHWA and FTA FFY 2022-23 Allocations

Performance Management Targets

NCDOT has established performance management targets for highway safety (established in the Strategic Highway Safety Plan (SHSP)), transit tier 2 providers that choose to participate in NCDOT's Group Transit Asset Management (TAM) Plan, and performance management targets for infrastructure condition, congestion, system reliability, emissions, and freight movement. The NCDOT anticipates meeting their identified targets with the State funded Highway Maintenance Improvement Program (HMIP) and the mix of projects included in the STIP aided by the Strategic Transportation Investments Prioritization and Programming process. The HMIP is a State funded program of projects that are programmed outside of the STIP. NCDOT collects data and other information at regular time intervals from the transit agencies relative to measure and assess progress toward meeting performance targets.

In North Carolina, pavement and bridge performance is primarily impacted through state funded programs that are managed outside the STIP. The Department's HMIP, identifies planned maintenance activities for a five-year time period, which include pavement, bridge and other general maintenance projects across our entire roadway network. The amount of funding provided through these state funded programs is roughly equivalent to the amount of state and federal funding programmed in the STIP over the same time period. In relation to NHS specific routes, the STIP does include some specific federal funding for interstate pavement and bridge maintenance through our own internal interstate maintenance program. Federal funding for bridges included in the STIP is applied primarily to non-NHS bridges. While the STIP can have an impact to the condition of our NHS pavements and bridges, specifically on the interstate system, the majority of the funding impacting the condition of our pavements and bridges is managed outside the STIP.

Public transit projects included in the STIP align with the transit safety planning and target setting process undertaken by the transit agencies and MPOs. While the North Carolina DOT aided with the development of a template for the initial Public Transportation Agency Safety Plans (PTASPs), each large urban transit provider is responsible for implementing its PTASP, which includes transit safety targets. Investments are made in alignment with PTASPs with the intent of keeping the state's public transit operations, vehicles, and facilities safe and meeting transit safety targets. State and federal funding sources that can be used by transit agencies for operations, vehicles, and facility improvements are outlined in the Public Transportation Project Funding section of the NCDOT 2024-2033 Current STIP. Individual transit agencies determine the use of these sources for capital and operating expenses based on their local needs.

How is the STIP organized?

The STIP contains funding information and schedules for transportation modes and programs including: Highways, Aviation, Bicycle and Pedestrian, Ferry, Public Transportation, Rail, Governor's Highway Safety and statewide related programs. The Appendix also contains a reference list of completions and deletions since the 2020-2029 STIP which was approved in 2019.

The transportation program in the STIP is organized in an Excel file that can be sorted and filtered as needed by the reader. The information included for each project includes details on the location of the project: County, NCDOT Highway Division, Route, Description, and Planning Organization. Projects also list the STI category they are funded from, i.e., by Statewide Mobility, Regional Impact, or Division Needs. The phases of projects (such as Right of Way (R), Utility relocation (U), and Construction (C) are listed by Fiscal Year along with their costs and anticipated funding sources. For those projects with their first phase of work beginning in the second half of the STIP (years 2029-2033), they are listed as "Funded for Preliminary Engineering Only." The Department will begin Preliminary Engineering activities (environmental documentation and design work) at the appropriate time, but the project will need to compete for funding in a future round of Prioritization and therefore the funding years for phases are unknown at this time. (See next section titled "Strategic Prioritization" for details on project prioritization.)

All projects require extensive planning, environmental impact and design studies. The location and exact type of improvements are subject to refinement and modification during the planning and design phases.

Strategic Prioritization

The Department manages a strategic project prioritization process known as Prioritization. Strategic prioritization uses transportation data, input of local government partners, and the public to generate scores and ultimately rankings of projects across the state. Multiple public input opportunities were provided during the spring and summer of 2020 regarding the submittal of new projects assisting each Metropolitan Planning Organization (MPO), Rural Planning Organization (RPO), and NCDOT's transportation Divisions.

The P6.0 process (the most recent generation of Prioritization) was organized similarly to previous prioritization cycles and resulted in each transportation mode using different quantitative criteria, measures, and weights to provide technical scores for projects as recommended by the Prioritization Workgroup and approved by the NC Board of Transportation. Also, per the intent of STI for transportation modes to compete for funding, a normalization process was recommended to create minimum percentages of funding for highway and non-highway projects in the combined Regional Impact and Division Needs categories. The minimum percentage for highways was 90% and minimum percentage for non-highways was 4%. These percentages guided the programming process, which ultimately yielded a 95% to 5% highway vs non-highway programmed amount in the combined Regional Impact and Division Needs categories.

P6.0 Highway Criteria & Weights:

Mobility Projects (Roadway Widening, Intersection/Interchange Improvements, Access Management):

Statewide Mobility		Regional Impact		Division Needs	
30%	Congestion	20%	Benefit-Cost	15%	Benefit-Cost
25%	Benefit-Cost	20%	Congestion	15%	Congestion
25%	Freight	10%	Accessibility/Connectivity	10%	Safety
10%	Economic Competitiveness	10%	Freight	5%	Accessibility/Connectivity
10%	Safety	10%	Safety	5%	Freight

Modernization Projects (Modernize Roadway, Upgrade Freeway to Interstate):

Statewide Mobility		Regional Impact		Division Needs	
25%	Freight	25%	Safety	20%	Safety
25%	Safety	10%	Freight	10%	Pavement Condition
20%	Paved Shoulder Width	10%	Lane Width	10%	Paved Shoulder Width
10%	Congestion	10%	Pavement Condition	5%	Freight
10%	Lane Width	10%	Paved Shoulder Width	5%	Lane Width
10%	Pavement Condition	5%	Congestion		

P6.0 Aviation Criteria & Weights

Statewide Mobility		Regional Impact		Division Needs	
40%	NCDOA Project Rating	30%	NCDOA Project Rating	25%	NCDOA Project Rating
30%	FAA ACIP Rating	15%	Benefit/Cost	10%	Benefit/Cost
20%	Benefit/Cost	15%	FAA ACIP Rating	10%	FAA ACIP Rating
10%	Constructability Index	10%	Constructability Index	5%	Constructability Index

P6.0 Bicycle/Pedestrian Criteria & Weights

Statewide Mobility	Regional Impact	Division Needs	
(not eligible)	(not eligible)	20%	Safety
		15%	Accessibility/Connectivity
		10%	Demand/Density
		5%	Cost Effectiveness

P6.0 Ferry Criteria & Weights

Statewide Mobility	Regional Impact		Division Needs	
(not eligible)	20%	Capacity/Congestion	15%	Asset Condition
	15%	Asset Condition	15%	Asset Efficiency
	15%	Asset Efficiency	10%	Accessibility/Connectivity
	10%	Accessibility/Connectivity	10%	Benefits
	10%	Benefits		

P6.0 Public Transportation Criteria & Weights (Demand Response Projects)

Statewide Mobility	Regional Impact		Division Needs	
(not eligible)	25%	Cost Effectiveness	15%	Cost Effectiveness
	20%	Demand/Density	15%	Demand/Density
	15%	Efficiency	10%	Efficiency
	10%	Impact	10%	Impact

P6.0 Public Transportation Criteria & Weights (Facility Projects)

Statewide Mobility	Regional Impact	Division Needs	
(not eligible)	(not eligible)	15%	Cost Effectiveness
		15%	Impact
		10%	Demand/Density
		10%	Efficiency

P6.0 Rail Criteria & Weights

Statewide Mobility		Regional Impact		Division Needs	
35%	Benefit-Cost	25%	Benefit-Cost	15%	System Opportunities
30%	Safety	15%	Safety	10%	Benefit-Cost
15%	System Opportunities	10%	Capacity and Diversion	10%	Capacity and Diversion
10%	Capacity and Diversion	10%	Economic Competitiveness	10%	Safety
10%	Economic Competitiveness	10%	System Opportunities	5%	Economic Competitiveness

Due to rising costs for projects funded in the previously adopted 2020-2029 STIP, little to no funding was projected to be available for new projects in the 2024-2033 STIP timeframe. Therefore, on August 4, 2021, the Prioritization Workgroup recommended, and the N.C. Board of Transportation approved, the P6.0 prioritization cycle be halted. The decision was made to develop the 2024-2033 STIP using existing projects from the previously adopted 2020-2029 STIP. The conclusion of the P6.0 cycle was the release of the quantitative scores and the local input point procedure was halted. The P6.0 Workgroup was reconvened to finalize the methodology and procedures used for this one-time STIP development exception and the N.C. Board of Transportation approved the process. Projects with current construction schedules in the first three years (2024-2027), projects with right-of-way actively underway, and those with federal grants were programmed first; followed by a seniority approach of combined factors as oldest Prioritization cycle and highest scoring projects. There were no newly submitted projects from the P6.0 prioritization cycle included in the 2024-2033 STIP.

Figure A

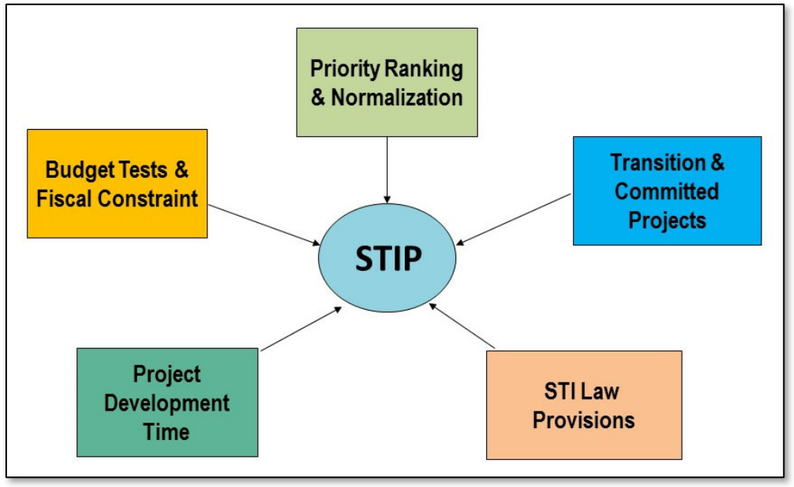

However, it does not necessarily mean that projects will be scheduled in the STIP in the order of their score and rank. There are other considerations and factors in developing the actual program (Figure A). A major factor in deciding when the top scoring projects are funded is project delivery time. Projects need to fulfill a series of environmental and preliminary engineering requirements, right–of-way must be purchased, utility relocation (where applicable) must be addressed, and final plans must be developed for lettings. The time period to accomplish these activities can be lengthy. Construction funding cannot be allocated to projects before these preconstruction activities have taken place.

There were also STI law provisions (including a corridor cap and individual modal caps) which directed programming decisions and the entire program had to meet budget tests and fiscal constraint per state and federal requirements. STI law also included a provision to exempt from prioritization select projects (Transition Period Projects) scheduled to be obligated for construction prior to July 1, 2015. In addition, projects funded for right-of-way or construction in the first 6 years of the previous 2020-2029 STIP, were considered committed (now called “Scheduled for Delivery”) and were not evaluated in P6.0. However, the funding required for both the transition and committed projects was accounted for when budgeting for other projects.

Public Involvement – Draft STIP

After the release of the Draft STIP in August 2022, each of NCDOT's 14 transportation divisions hosted a weeklong open house between September 1, 2022 and October 28, 2022. The purpose of these open houses was to inform citizens about projects in the Draft STIP and collect feedback. Additionally, multiple public input opportunities were available ahead of the development of the Draft STIP including the STI implementation process.

Each open house allowed participants to study maps of projects in the Draft STIP and review proposed project schedules and information with Department staff. Sessions were held in transit accessible locations and the Department provided auxiliary aids for participants under the Americans with Disabilities Act as well as special services for English limited participants. Consultation was conducted with stakeholder groups throughout North Carolina via emails and direct mailing to encourage participation via multiple feedback options. In addition, the department provided the ability for citizens to take an online survey as well as provide comments online, by phone or mail.

Transportation Conformity

On February 16, 2018, the United States Court of Appeals for the District of Columbia Circuit in South Coast Air Quality Mgmt. District v. EPA ("South Coast II," 882 F.3d 1138) held that transportation conformity determinations must be made in areas that were either nonattainment or maintenance for the 1997 ozone national ambient air quality standard (NAAQS) and attainment for the 2008 ozone NAAQS when the 1997 ozone NAAQS was revoked. These conformity determinations are required in these areas after February 16, 2019. The Research Triangle Region, the Rocky Mount Region were "maintenance" at the time of the 1997 ozone NAAQS revocation on April 6, 2015 and were also designated attainment for the 2008 ozone NAAQS on May 21, 2012. Therefore, the Research Triangle Region, the Metrolina Region, and the Rocky Mount Region will make their conformity determinations as per the 1997 ozone NAAQS on their MTPs and their 2024-2033 TIP. The Metrolina Region will also make their conformity determinations as per the 2008 ozone NAAQS on their MTPs and their 2024-2033 TIP.

Each MPO is required to develop a 20+ year Metropolitan Transportation Plan (MTP). In MPOs that are listed as either a non-attainment or maintenance air quality area, Transportation Conformity must be demonstrated on all plans, projects and TIPs. This ensures that transportation projects that receive federal funding conform to the intent of the air quality State Implementation Plan (SIP). Projects must be grouped by horizon year and the travel demand model must be run for each horizon year. From the travel demand model, speeds and Vehicle Miles Traveled (VMT) are obtained and used in the air quality model to calculate emissions that are compared to the budgets approved by the US Environmental Protection Agency (EPA). As long as the calculated emissions are less than the budget, the area can make a conformity finding. If the area cannot meet the budget, then the MPO's project list does not meet the transportation conformity test and the area may be subject to lapse. A lapse can delay projects as federal actions cannot take place during a lapse and only exempt projects can move forward. A revised Transportation Conformity analysis can be triggered whenever a project is delayed or accelerated such that it crosses a horizon year. Whenever an MPO develops a new MTP, a new conformity analysis must be performed. When a new TIP comes out, the new TIP must be checked to make sure it is consistent with the MTP. If there is any inconsistency between the TIP and the MTP (conformity finding) then FHWA cannot take any federal action including approval of the TIP until this inconsistency is resolved.

On February 16, 2018, the United States Court of Appeals for the District of Columbia Circuit in the *South Coast Air Quality Mgmt. District v. EPA* case ("*South Coast II*," 882 F.3d 1138) held that transportation conformity determinations must still be made in areas that were either nonattainment or maintenance for the 1997 ozone national ambient air quality standard (NAAQS) and attainment for the 2008 ozone NAAQS when the 1997 ozone NAAQS was revoked. However, these conformity determinations may be made without the requirement of a Regional Emissions Analysis (REA) and comparison to the emission budgets approved by the US EPA. Consistency between the TIP and MTP must still be ensured.

North Carolina 2008 Ozone Maintenance Area Requiring a REA

Region	Counties	Pollutant(s)
		8- Hour Ozone
Metrolina	Cabarrus (Partial)	✓
	Gaston (Partial)	✓
	Iredell (Partial)	✓
	Lincoln (Partial)	✓
	Mecklenburg	✓
	Rowan (Partial)	✓
	Union (Partial)	✓

North Carolina 1997 Ozone Maintenance Areas NOT Requiring a REA

Region	Counties	Pollutant(s) 8- Hour Ozone
Triangle	Chatham (Partial)	✓
	Durham	✓
	Franklin	✓
	Granville	✓
	Johnston	✓
	Person	✓
	Wake	✓

Region	Counties	Pollutant(s) 8- Hour Ozone
Rocky Mount	Edgecombe	✓
	Nash	✓

Region	Counties	Pollutant(s) 8- Hour Ozone
Metrolina	Cabarrus	✓
	Gaston	✓
	Iredell (Partial)	✓
	Lincoln	✓
	Mecklenburg	✓
	Rowan	✓
	Union	✓

Public Transportation Project Funding

The projects listed in the STIP are funded from various Federal Transit Administration (FTA), Federal Highway Administration (FHWA) and North Carolina State Funds, many requiring a state and/or local funding match. Annually, the NCDOT Integrated Mobility Division (IMD) provides state funds to assist in meeting these match requirements. The amount available for state match is limited to the amount appropriated by the General Assembly.

FTA program funding apportionment amounts are published annually in the Federal Register and posted to the FTA website. NCDOT uses these apportionments to allocate funding to qualifying sub-recipients. Most FTA funding apportioned to urbanized areas with a population of 200,000 or greater is managed directly by the MPO or transit agency. The MPO develops projects that appear in the STIP, using, in part, funds received directly from FTA. NCDOT IMD allocates federal funds to small urban areas less than 200,000 population and rural, non-urbanized areas of the state. MPOs and NCDOT IMD develop projects and programs that appear in the STIP using appropriated and apportioned federal and state funding amounts, including unobligated prior year funding. Amendments or modifications are made to the STIP for transit projects when the funding amount changes from the amount contained in the approved STIP.

The following Federally funded programs appear in the STIP:

A. Metropolitan Planning and Statewide Planning Program (Section 5303 / 5304)
Provides funding and procedural requirements for multimodal transportation planning in metropolitan areas and states that are cooperative, continuous and comprehensive, resulting in long-range plans and short-range programs that reflect transportation investment priorities. These planning programs are jointly administered by FTA and the FHWA, which provides additional funding to MPOs.

IMD Goals:

- 5303 – Create a fair and equitable distribution of planning funds to urbanized areas (UZAs) and foster transit planning on a regional and inter-regional scale.
- 5304 – Provide for statewide planning and technical studies.

B. Urban Area Formula Program (Section 5307)
Makes Federal resources available to qualifying areas for transit capital, operating assistance, and transportation planning in MPOs and urbanized areas with a population of 50,000 or more as designated by the U.S. Department of Commerce, Bureau of the Census.

IMD Goals:

- 5307 Governor's Apportionment (GA) – Work with small, urbanized areas to offer technical assistance, as needed. Section 5307 grants are managed by the FTA direct recipient in these small, urbanized areas.
- 5307 Large Urbanized Areas – Work with large urbanized areas for technical assistance, as needed.

C. Enhanced Mobility of Seniors and Individuals with Disabilities Program (Section 5310)
Improve mobility for seniors and individuals with disabilities by removing barriers to transportation service and expanding transportation mobility options. This program supports transportation services planned, designed, and carried out to meet the special transportation needs of seniors and individuals with disabilities in all areas – large urbanized (over 200,000 population), small urbanized (50,000-200,000 population), and rural (under 50,000 population). Eligible projects include both traditional capital investment and nontraditional operational assistance investment beyond the Americans with Disabilities Act (ADA) complementary paratransit services.

IMD Goal:

- Support transportation of seniors and persons with disabilities in small, urbanized areas (50,000-200,000 population) and rural North Carolina (less than 50,000 population).

D. Rural Formula Grant Program (Section 5311)
Provides capital, planning, and operating assistance to states to support public transportation in rural areas with populations of less than 50,000, where many residents often rely on public transit to reach their destinations. The program also provides funding for state and national training and technical assistance through the Rural Transportation Assistance Program (RTAP), Intercity Bus (5311(f)) and Appalachian Development Transportation Assistance Program. North Carolina is one of 13 states receiving the Appalachian Development grants in the following 29 counties: Alexander, Alleghany, Ashe, Avery, Buncombe, Burke, Caldwell, Cherokee, Clay, Davie, Forsyth, Graham, Haywood, Henderson, Jackson, McDowell, Macon, Madison, Mitchell, Polk, Rutherford, Stokes, Surry, Swain, Transylvania, Watauga, Wilkes, Yadkin, and Yancey.

IMD Goals:

- Support general public transportation in rural North Carolina (less than 50,000 population) and provide a coordinated transportation network.
- Enhance access in rural areas to health care, shopping, education, employment, public services and recreation.
- Encourage the most efficient use of transportation funds to provide passenger trips in rural areas through coordination of programs and services.

E. Bus and Bus Facilities Program (Section 5339)
Provides capital funding to replace, rehabilitate and purchase buses and related equipment and to construct bus-related facilities.

IMD Goal:

- Support the small urban and statewide funding program to provide capital funds to replace, rehabilitate and purchase buses and related equipment and construct bus-related facilities.

F. Public Transportation Safety Program – State Safety Oversight (Section 5329)
Provides funds for program operational and administrative expenses, including employee training activities. This funding is provided to North Carolina to support the rail fixed guideway public transportation systems in the City of Charlotte. This funding is administered by the NCDOT Rail Division.

IMD Goal:

- Provide any needed technical assistance and support to the NCDOT Rail Division as it administers these funds.

G. State of Good Repair (Section 5337)
Provides capital funds for maintenance, replacement and rehabilitation projects of high-intensity fixed guideway and bus systems to help transit agencies maintain assets in a state of good repair. Additionally, State of Good Repair grants are eligible for developing and implementing Transit Asset Management Plans. This funding is apportioned directly to the systems in the State with fixed guideway systems. This FTA funding is not administered by IMD.

H. Capital Investment Grant (CIG) Program (Section 5309)
The FTA discretionary grant program funds transit capital investments, including heavy rail, commuter rail, light rail, streetcar and bus rapid transit. Federal transit law requires transit agencies seeking CIG funding to complete a series of steps over several years. For New Starts and Core Capacity projects, the law requires completion of two phases in advance of receipt of a construction grant agreement – Project Development and Engineering. For Small Starts projects, the law requires completion of one phase in advance of receipt of a construction grant agreement – Project Development. This FTA funding is not administered by IMD.

Project Descriptions

EPA's Transportation Conformity Regulation states "The degree of specificity required in the transportation plan and the specific travel network assumed for air quality modeling do not preclude the consideration of alternatives in the NEPA process of other project development studies." In an effort to not unduly influence the outcome of NEPA studies the STIP has used fairly generic descriptions of proposed work although the cost estimates were derived from specific future cross sections. In future documents, more specific descriptions will be used as the NEPA process determines a preferred alternative. So, while the out years 6 through 10 may use a description like "widen to multi-lanes" as the NEPA process defines a recommended cross section this may become "widen to 4 lane median-divided cross section" as the project comes closer to having right of way and construction actually funded.

PROGRAM BUDGETS

Transportation Revenue Forecast

State Budget

State transportation revenues are derived from four sources: user fees in the form of Motor Fuel Tax (MFT), driver and vehicles fees collected by the NC Division of Motor Vehicles (DMV Fees), a Highway Use Tax (HUT) on vehicle title transfers, and a portion of the state sales tax proceeds. Federal transportation revenues are derived from a federal MFT tax, commercial vehicle fees, and transfers from the U.S. General Fund. North Carolina's total transportation funding consists of roughly 75 percent state revenues and 25 percent federal revenues.

State revenue projections are developed using a consensus forecast process by the Office of State Budget and Management (OSBM), Legislative Fiscal Research Division, and NCDOT. Budget estimates developed for the Governor's biennial budget serve as a base from which NCDOT and OSBM staff develop the forecast for the remaining years. The OSBM and NCDOT forecasts are produced using numerous data sources, but largely rely on economic data and research produced by S&P Global, a private financial forecasting company and in-house consumption forecasting models, and internal historical data. Motor fuel tax revenues are forecast using crude oil prices, and estimates for consumption, fuel efficiency, and miles travelled. Highway Use Tax (HUT) revenue forecasts are based on historical data and predicted values for new and used vehicle transactions and vehicle price. Sales tax revenue forecasts rely on economic measures, such as gross national product (GNP), personal income, and the consumer price index (CPI). DMV fee revenue forecasts are based on historical transactional information, such as vehicle registration and licensed driver data, and OSBM population projections. DMV title fee estimates are obtained using licensed driver and vehicle registration data. The number of vehicle transactions, vehicle price, motor fuel consumption, the purchase of goods and services, and sales tax revenues correlate strongly with economic conditions. Generally, DMV fees correlate with projected changes in population. Title fees closely correlate to forecasted changes in vehicle sales.

The motor fuel tax rate is adjusted annually based on a variable rate formula that measures changes in population and the Consumer Price Index for Energy (CPI-E). Effective January 1, 2023, the motor fuel tax rate is 40.5 cents per gallon. DMV fees are adjusted every four years based on changes in the CPI. HUT and sales tax rate changes are made by acts of the North Carolina General Assembly.

Federal Budget

After a one-year extension of the Fixing America's Surface Transportation Act, or "FAST Act", President Biden signed into law the five-year $1.2 trillion Infrastructure Investment and Jobs Act (IIJA) on November 15, 2021. The IIJA largely maintains current program structures and funding shares between highways and transit, but it includes significant expansions in funding, new discretionary and competitive grant programs, and two new formula programs. The law emphasizes the goals of creating a resilient, efficient, safe, and connected transportation system. The formula programs are:

- National Highway Performance Program (NHPP)
- Surface Transportation Block Grant Program (STBG)
- Congestion Mitigation and Air Quality Improvement Program (CMAQ)
- Highway Safety Improvement Program (HSIP)
- Railway-Highway Crossings (subset of the HSIP)
- Metropolitan Planning
- Construction of Ferry Boats and Ferry Terminal Facilities
- Transportation Alternatives (TA)
- National Highway Freight Program
- Carbon Reduction Program
- PROTECT Program
- Bridge Program
- National Electric Vehicle Formula Program

Federal transportation funding is distributed by USDOT based on Congressional multi-year reauthorization bills and annual appropriation acts. The federal MFT rate, set by Congress in 1993, is 18.4 cents per gallon for gasoline and 24.4 cents per gallon for diesel fuel. Unlikely prior multi-year reauthorization bills, the IIJA legislation was approved by Congress using record General Fund transfers and advanced appropriations which have been assumed to be partially continue past the expiration of IIJA in federal FY 2026.

Federal Aid Program

The Federal Aid Program consists of many funding categories. Funding in most of these individual categories is subject to overall federal budget constraints and Federal Obligation Limitation. The obligation limitation effectively limits the amount of federal funds that can be utilized in any one year.

North Carolina's availability of federal funds for the STIP is expected to be about $1,497 million in FY 2024 and $1,522 in FY 2025.

Virtually all federal-aid projects require a local or state fund contribution. Most highway and transit programs require a 20% local or state share. The amount of matching funds needed for the Federal Aid Program is expected to be approximately $359 million in FY 2024 and $365 million in FY 2025, most of which will be funded by the State Highway Trust Fund.

Federal Aid Construction Program – FFY 2024
($ in Millions)

Category	Federal Funds	Required Matching Funds	Total
National Highway Performance	715	179	894
Rail-Highway Crossing	7	0	7
Statewide Planning & Research*	19	5	24
Transportation Alternatives	37	9	46
Research Development*	7	2	9
Metropolitan Planning*	8	2	10
Congestion Mitigation Air Quality	54	14	68
Surface Transportation Block Grant	332	83	415
Highway Safety Improvement	76	8	84
Freight	35	9	44
Carbon Reduction	32	8	40
Protect	37	9	46
Bridge	99	25	124
National Electric Vehicle Infrastructure	22	6	28
Appalachian Development	17	0	17
Total Available Funds	**1,497**	**359**	**1,856**

*Category not required to be included in the STIP

Federal Aid Construction Program – FFY 2025
($ in Millions)

Category	Federal Funds	Required Matching Funds	Total
National Highway Performance	728	182	910
Rail-Highway Crossing	7	0	7
Statewide Planning & Research	19	5	24
Transportation Alternatives	38	10	48
Research Development	7	2	9
Metropolitan Planning	8	2	10
Congestion Mitigation Air Quality	55	14	69
Surface Transportation Block Grant	339	85	424
Highway Safety Improvement	77	8	85
Freight	36	9	45
Carbon Reduction	33	8	41
Protect	37	9	46
Bridge	99	25	124
National Electric Vehicle Infrastructure	22	6	28
Appalachian Development	17	0	17
Total Available Funds	**1522**	**365**	**1887**

During the balancing of the State Transportation Improvement Program (STIP), the program is fiscally constrained to the amount of funds projected to be available each year to prevent the Department from over committing future revenues. NCDOT extensively uses “Advance Construction” (AC), which allows states to begin a project even in the absence of sufficient federal-aid obligation authority to cover the federal share of project costs. It is codified in Title 23, Section 115. Advance Construction eliminates the need to set aside full obligational authority before starting projects. As a result, a state can undertake a greater number of concurrent projects than would otherwise be possible. In addition, Advance Construction helps facilitate construction of large projects, while maintaining obligational authority for smaller ones.

Prior to authorizing a project (or phase of a project), a federal agency is typically required to obligate the total amount of funds needed to complete the project (or phase). So, if NCDOT plans to construct a project estimated to cost $40 million without using Advance Construction, Federal Highway Administration (FHWA) would need to obligate their full share, typically 80 percent, or $32 million; even though some of those funds will not be needed for several years.

Advance Construction allows FHWA to authorize the project without obligating the funds needed to complete the project. Under an Advance Construction authorization, FHWA does not commit the federal government to funding the project but makes the project eligible for reimbursement at a later date as federal funds become available.

As an Advance Construction project progresses, NCDOT will obligate federal funding and bill FHWA for expenditures that have occurred (typically at 80 percent). For instance, if after a year of construction, the $40 million construction project described above has $10 million of expenditures and federal funds are available, NCDOT may obligate $8 million of federal funds and send FHWA a bill for $8 million.

In March 2021, NCDOT developed a policy to govern the use of Advance Construction. This policy requires a yearly analysis of the Advance Construction program to ensure that the use of Advance Construction is within prescribed limits. The results of this analysis are posted on the Department’s website and reported to the Board of Transportation.

When analyzing Advance Construction usage at NCDOT, a distinction is made between Advance Construction used for Grant Anticipation Revenue Vehicles (GARVEE) bonded projects and non-GARVEE traditional Advance Construction projects. GARVEE is a type of bond or similar financing method used by a state to finance transportation projects and is a specific type of Advance Construction. Outstanding GARVEE debt is considered in the yearly Advance Construction analysis by reserving the funds that are needed to make the bond payments. However, GARVEE AC balances should be viewed differently since they are long-term well-defined commitments. The North Carolina General Assembly has imposed restrictions on the use of GARVEE to ensure that the Department’s use of this funding technique remains within reasonable levels. Prior to the issuance of GARVEE bonds, the limits imposed by the General Assembly are checked to ensure that the Department will remain in compliance. State law constrains the total amount of GARVEE debt such that the total GARVEE outstanding principal amount cannot exceed the previous year’s total federal budget authorization, or the debt service cannot exceed 20 percent of anticipated annual future federal revenues.

Since non-GARVEE Advance Construction is more fluid, a yearly analysis is required by the Department’s Advance Construction policy. The Advance Construction levels for non-GARVEE projects are subject to the following two limits:

- Amount of unreimbursed state funds expended (by funding source) should not exceed 1 year of federal apportionments.
- AC balance (by funding source) should not exceed 4 years of anticipated federal apportionments.

The table on the following page provides the projected non-GARVEE balances for FY 2024 through FY 2027 in the two largest categories, National Highway Performance Program (NHPP) and Surface Transportation Block Grant Program (STBG) as well as our Highway Safety Improvement Program (HSIP).

	National Highway Performance Program				Surface Transportation Block Grant				Highway Safety Improvement Program			
	2024	2025	2026	2027	2024	2025	2026	2027	2024	2025	2026	2027
AC Beginning Balance	$1,522,260	$1,734,495	$1,541,759	$1,612,635	$566,126	$891,080	$1,033,705	$890,095	$149,689	$149,689	$149,689	$149,689
New AC in STIP	$865,804	$460,794	$724,756	$238,944	$691,316	$510,074	$228,551	$285,129	$56,365	$56,365	$56,365	$56,365
AC Converted	$653,569	$653,530	$653,880	$653,678	$366,361	$367,449	$372,161	$371,471	$56,365	$56,365	$56,365	$56,365
AC Ending Balance	$1,734,495	$1,541,759	$1,612,635	$1,197,901	$891,080	$1,033,705	$890,095	$803,753	$149,689	$149,689	$149,689	$149,689

NOTE: Dollars in thousands and exclude GARVEE.

GARVEE Bonds

In 2005, House Bill 254 authorized NCDOT to issue Grant Anticipation Revenue Vehicles (GARVEE bonds) to finance federal aid highway projects. All funds derived from GARVEE bonds are backed by the receipt of future federal funds and no state funds may be committed to the debt service. Below is a summary of the GARVEE bond issuances and debt service requirements.

GARVEE Bond Program ($ in Millions)

State Fiscal Year	Proceeds Including Premium	Debt Service
2008	$299.80	$5.06
2009		59.33
2010	263.14	67.16
2011		82.00
2012	364.9	59.84
2013		86.33
2014		86.33
2015	300.54	86.32
2016		100.00
2017		99.39
2018	253.15	95.94
2019	719.04	95.94
2020		131.63
2021		131.64
2022	306.16	154.33
2023		154.34
2024		118.08
2025		118.08
2026		118.08
2027		118.09
2028		118.09
2029		118.09
2030		118.09
2031		79.80
2032		79.79
2033		79.80
2034		79.80
2035		22.70
2036		22.70

BUILD NC Bonds

In 2018, Senate Bill 758 authorized NCDOT to issue Build NC bonds to finance highway projects at the regional impact and divisional need project categories. Subject to appropriation by the General Assembly, funds from the Highway Trust Fund shall be the source for repayment of debt service. Below is a summary of Build NC bond debt service requirements.

BUILD NC Bond Program ($ in Millions)

State Fiscal Year	Proceeds Including Premium	Debt Service
2019	$357.34	
2020		28.18
2021	848.69	69.26
2022	334.01	93.04
2023		121.44
2024		121.44
2025		121.44
2026		121.44
2027		121.44
2028		121.44
2029		121.43
2030		121.44
2031		121.44
2032		121.44
2033		121.44
2034		121.44
2035		93.26
2036		28.39
2037		28.39

State Highway Trust Fund

Revenues for the Trust Fund are generated from state motor fuels tax, the highway use tax (transfer of motor vehicle titles), DMV titles and other fees, sales tax transfer from the general fund and interest income (as shown in the graphic on page T-2). $49 million of Trust Fund revenues are transferred each year to the NCTA for project funding, as well as $45 million to the State Ports.

The STIP budget is based on a consensus forecast by the OSBM, Legislative Fiscal Research Division, and NCDOT. These estimates were used to develop the draft program and are the basis for air quality and fiscal constraint tests. The Trust Fund revenues are projected to be about $2.2 billion for FY 2024 and $26.3 billion during the 10-year period. Of this $26.3 billion in revenue, $490 million goes to NCTA, $611.6 million is used for program administration, $4 million is transferred to the Highway Fund for Visitor Centers and $450 million is transferred to State Ports. The remaining $24.8 billion is available for STIP purposes. After preliminary engineering, the state match for federal planning (SPR) funds, inflation, and bonus allocation, $19.4 billion is available for programming.

NORTH CAROLINA TRANSPORTATION
REVENUE PROJECTIONS
FISCAL YEARS 2024-2033

(Dollars in Millions)

CATEGORY	2024	2025	2026	2027	2028	2029	2030	2031	2032	2033	2024 THRU 2033
Total State Highway Trust Fund Revenues	**$ 2,197.00**	**$ 2,442.10**	**$ 2,490.10**	**$ 2,517.70**	**$ 2,655.85**	**$ 2,731.11**	**$ 2,774.82**	**$ 2,806.18**	**$ 2,836.62**	**$ 2,887.53**	$ 26,339.01
Less Transfers for NCTA GAP Funding	(49.00)	(49.00)	(49.00)	(49.00)	(49.00)	(49.00)	(49.00)	(49.00)	(49.00)	(49.00)	$ (490.00)
Less Transfer to Highway Fund	(0.40)	(0.40)	(0.40)	(0.40)	(0.40)	(0.40)	(0.40)	(0.40)	(0.40)	(0.40)	$ (4.00)
Less Program Administration	(51.01)	(56.71)	(57.82)	(58.46)	(61.67)	(63.42)	(64.43)	(65.16)	(65.87)	(67.05)	$ (611.59)
Less Transfer to State Ports	(45.00)	(45.00)	(45.00)	(45.00)	(45.00)	(45.00)	(45.00)	(45.00)	(45.00)	(45.00)	$ (450.00)
Less PE	(250.00)	(250.00)	(250.00)	(250.00)	(250.00)	(250.00)	(250.00)	(250.00)	(250.00)	(250.00)	$ (2,500.00)
Less State Match for SPR Funds	(9.17)	(9.35)	(9.53)	(9.53)	(9.53)	(9.53)	(9.53)	(9.53)	(9.53)	(9.53)	$ (94.78)
Net State Trust Fund Revenues	1,792.42	2,031.64	2,078.35	2,105.31	2,240.25	2,313.76	2,356.45	2,387.09	2,416.82	2,466.55	$ 22,188.64
Less Bonus Alloc. for Tolling & Local Participation	$ (79.43)	$ (84.22)	$ (41.87)	$ (40.16)	$ (41.22)	$ (23.84)	$ (0.20)	$ (0.20)	$ (0.20)	$ -	$ (311.34)
Subtotal	1,712.98	1,947.43	2,036.48	2,065.14	2,199.03	2,289.92	2,356.25	2,386.89	2,416.62	2,466.55	$ 21,877.29
Less Inflation	(25.69)	(88.51)	(156.43)	(225.34)	(313.12)	(326.07)	(335.51)	(339.87)	(344.11)	(351.22)	$ (2,505.87)
Total Available State Trust Funds for Programming	**1,687.29**	**1,858.92**	**1,880.05**	**1,839.80**	**1,885.91**	**1,963.86**	**2,020.74**	**2,047.01**	**2,072.51**	**2,115.34**	**$ 19,371.42**
Total Available State Trust Funds for Programming (1000s)	1,687,289	1,858,916	1,880,048	1,839,798	1,885,907	1,963,859	2,020,742	2,047,015	2,072,512	2,115,336	19,371,424
Federal Aid	**1,497.30**	**1,522.40**	**1,525.00**	**1,525.00**	**1,525.00**	**1,525.00**	**1,525.00**	**1,525.00**	**1,525.00**	**1,525.00**	15,219.70
Less SPR Funds	(36.68)	(37.41)	(38.13)	(38.13)	(38.13)	(38.13)	(38.13)	(38.13)	(38.13)	(38.13)	(379.13)
Less CMAQ	(30.00)	(30.00)	(30.00)	(30.00)	(30.00)	(30.00)	(30.00)	(30.00)	(30.00)	(30.00)	(300.00)
Less ADHS	(16.10)	(16.10)	(16.10)	(16.10)	(16.10)	(16.10)	(16.10)	(16.10)	(16.10)	(16.10)	(161.00)
Less CARBON Reduction	(20.00)	(20.00)	(20.00)	(20.00)	(20.00)	(20.00)	(20.00)	(20.00)	(20.00)	(20.00)	(200.00)
Net Federal Aid Revenues	1,394.52	1,418.89	1,420.77	1,420.77	1,420.77	1,420.77	1,420.77	1,420.77	1,420.77	1,420.77	14,179.57
Less Inflation	(20.92)	(64.49)	(109.13)	(155.03)	(202.31)	(202.31)	(202.31)	(202.31)	(202.31)	(202.31)	(1,563.41)
Total Available Federal-Aid for Programming	**1,373.60**	**1,354.40**	**1,311.64**	**1,265.74**	**1,218.46**	**1,218.46**	**1,218.46**	**1,218.46**	**1,218.46**	**1,218.46**	**$ 12,616.16**
Total Available Federal-Aid for Programming (1000s)	1,373,602	1,354,401	1,311,636	1,265,739	1,218,465	1,218,465	1,218,465	1,218,465	1,218,465	1,218,465	12,616,165
Total Available for Programming (State + Federal)	**3,060.89**	**3,213.32**	**3,191.68**	**3,105.54**	**3,104.37**	**3,182.32**	**3,239.21**	**3,265.48**	**3,290.98**	**3,333.80**	**31,987.59**
Check Total Subtotals (State + Federal)	3,186.94	3,450.53	3,499.12	3,526.08	3,661.02	3,734.53	3,777.22	3,807.86	3,837.59	3,887.32	36,368.21
Check Total Less Bonus Allocation	(79.43)	(84.22)	(41.87)	(40.16)	(41.22)	(23.84)	(0.20)	(0.20)	(0.20)	-	(311.34)
Check Total Less Inflation	(46.61)	(153.00)	(265.56)	(380.38)	(515.43)	(528.37)	(537.82)	(542.18)	(546.41)	(553.52)	(4,069.28)
Check Total Available for Programming	3,060.89	3,213.32	3,191.68	3,105.54	3,104.37	3,182.32	3,239.21	3,265.48	3,290.98	3,333.80	31,987.59
Less Transition Funding	(47.78)	(17.86)	(10.36)	-	-	-	-	-	-	-	(76.00)
Funds Available to Allocate to Categories	$ 3,013.11	$ 3,195.46	$ 3,181.32	$ 3,105.54	$ 3,104.37	$ 3,182.32	$ 3,239.21	$ 3,265.48	$ 3,290.98	$ 3,333.80	$ 31,911.59
STATEWIDE	1,205.25	1,278.18	1,272.53	1,242.21	1,241.75	1,272.93	1,295.68	1,306.19	1,316.39	1,333.52	12,764.64
REGIONAL	903.93	958.64	954.40	931.66	931.31	954.70	971.76	979.64	987.29	1,000.14	9,573.48
LESS STBGDA ON REGIONAL AND STATEWIDE ROUTES	(22.64)	(15.73)	(9.77)	(12.69)	(4.84)	(1.38)	(0.31)	0.00	0.00	0.00	(67.36)
REGIONAL TOTAL REVISED	881.29	942.91	944.62	918.97	926.47	953.32	971.45	979.64	987.29	1,000.14	9,506.12
DIVISION	903.93	958.64	954.40	931.66	931.31	954.70	971.76	979.64	987.29	1,000.14	9,573.48

Anticipated Inflation Impact

Inflation is not explicitly factored into the above revenue estimates. However, before programming projects in the STIP, available funds were reduced to account for future inflation. NCDOT uses a 3% per year inflation factor. The 3% was compounded annually for the first five years, then held constant for the last five years. In the first year (2024), ½ of the inflation rate was used (1.5%) to ramp up to the 3% in year 2 (2025). This allows project costs used in the Program to be shown in current (2024) dollars.

State Highway Fund

Revenues for the Highway Fund are generated from the state motor fuels tax and DMV fees. The Highway Fund primarily supports projects that maintain the state's existing transportation system. This includes general maintenance, roadside environmental activities, resurfacing highways, replacing bridges, paving unpaved secondary roads, and state aid to municipalities. Funds are distributed across North Carolina based on need.

Cash Model and Fiscal Constraint of the STIP

In a traditionally financed federal-aid highway project, the FHWA approves the project and obligates (promises to pay) federal funds (typically 80 percent of eligible costs) at the start of a contract. The Department then begins construction, pays construction costs with state funds, and submits weekly federal reimbursement requests to FHWA. However, at its discretion, NCDOT may also use a funding technique called Advance Construction. In Advance Construction, the FHWA only approves a project as being eligible for federal funding and does not obligate (promise to pay) federal funds at the start of a project. The Department then begins construction, pays construction costs with state funds, submits a request to obligate an amount of federal funds necessary for reimbursement of a percentage of eligible costs (typically 80 percent), and submits a request for reimbursement to FHWA.

NCDOT heavily utilizes Advance Construction because it allows the Department to accelerate projects by undertaking a greater number of concurrent federal-aid projects than would otherwise be possible. However, when Advance Construction is utilized, care must be taken to ensure that adequate funds will be available to implement the schedule of projects included in the STIP. NCDOT relies on its cash model to insure fiscal constraint of both the STIP and its entire operation. The Department uses a cash model to manage its operation on a cash-flow basis using statistical models that were developed specifically to support NCDOT programs. The models are used to forecast future cash demands and financial capacity.

North Carolina's General Assembly in §143C:6-11 dictates that the Department's cash target to be between 15% and 20% of the total appropriations from the Highway Fund and Highway Trust Fund for the current fiscal year. Any federal funds on hand shall not be considered as cash for this purpose. The target shall include an amount necessary to make all municipal-aid funding requirements. Also, NCGS §143C:6-11 requires the minimum cash balance from the Highway Fund and Highway Trust Fund to be at least 7.5% of the total appropriations for the current fiscal year. If this minimum is not maintained, no further transportation project contract commitments may be entered into until the cash balance has been regained. The Department may modify or supplement transportation contract commitments for existing transportation projects that (i) results in a savings from the total estimated project cost of the existing commitment, based on cost-savings analysis, or (ii) relate to the needs of an existing transportation project to continue. Any federal funds on hand shall not be considered as cash for the purpose of the minimum cash balance requirement.

The North Carolina Turnpike Authority (NCTA)

NCTA is a public agency of the State of North Carolina located within NCDOT. NCTA's mission is to supplement the traditional non-toll transportation system serving the citizens of North Carolina by accelerating the delivery of roadway projects using alternative financing options and facilitating the development, delivery, and operation of an integrated system of toll roads. The Triangle Expressway, North Carolina's first modern toll facility is approximately 18.8 miles of new highway construction, extending the partially complete "Outer Loop" around the greater Raleigh area from I-40 in the north to the NC 55 Bypass in the south opening fully to traffic on January 2, 2013. The Monroe Expressway, the second all electronic toll facility in North Carolina, opened to traffic on November 27, 2018. The Monroe Expressway is approximately 19.8 miles of new highway construction that serves as a bypass to U.S. 74 from I-485 in eastern Mecklenburg County to U.S. 74 between the towns of Wingate and Marshville in Union County. Since the STI law passed in June 2013, the identification of potential Turnpike projects has fallen under the strategic project prioritization process. Funding for Turnpike projects may be derived from a combination of State transportation revenues, Federal aid dollars, and toll revenue bonds.

Total revenues for the Triangle Expressway were $54.0 million and $39.1 million for FY 2022 and FY 2021, respectively. FY 2022 total revenues increased by 38.3% year-over-year (YOY) when compared to FY 2021. Operating expenses for the Triangle Expressway totaled $14.1 million and $13.9 million for FY 2022 and FY 2021, respectively. FY 2022 operating expenses increased by 1.7% YOY from the previous year.

Total revenues for the Monroe Expressway were $27.0 million and $21.0 million for FY 2022 and FY 2021, respectively. FY 2022 total revenue increased by 29.0% YOY when compared to FY 2021. Operating Expenses for the Monroe Expressway totaled $12.5 million and $11.2 million for FY 2022 and FY 2021, respectively. FY 2022 operating expenses increased by 11.8% YOY from the previous year.

ALPHABETICAL LISTING OF COUNTIES

COUNTY	DIV	COUNTY	DIV	COUNTY	DIV	COUNTY	DIV	COUNTY	DIV
ALAMANCE	7	CHOWAN	1	GUILFORD	7	MITCHELL	13	RUTHERFORD	13
ALEXANDER	12	CLAY	14	HALIFAX	4	MONTGOMERY	8	SAMPSON	3
ALLEGHANY	11	CLEVELAND	12	HARNETT	6	MOORE	8	SCOTLAND	8
ANSON	10	COLUMBUS	6	HAYWOOD	14	NASH	4	STANLY	10
ASHE	11	CRAVEN	2	HENDERSON	14	NEW HANOVER	3	STOKES	9
AVERY	11	CUMBERLAND	6	HERTFORD	1	NORTHAMPTON	1	SURRY	11
BEAUFORT	2	CURRITUCK	1	HOKE	8	ONSLOW	3	SWAIN	14
BERTIE	1	DARE	1	HYDE	1	ORANGE	7	TRANSYLVANIA	14
BLADEN	6	DAVIDSON	9	IREDELL	12	PAMLICO	2	TYRRELL	1
BRUNSWICK	3	DAVIE	9	JACKSON	14	PASQUOTANK	1	UNION	10
BUNCOMBE	13	DUPLIN	3	JOHNSTON	4	PENDER	3	VANCE	5
BURKE	13	DURHAM	5	JONES	2	PERQUIMANS	1	WAKE	5
CABARRUS	10	EDGECOMBE	4	LEE	8	PERSON	5	WARREN	5
CALDWELL	11	FORSYTH	9	LENOIR	2	PITT	2	WASHINGTON	1
CAMDEN	1	FRANKLIN	5	LINCOLN	12	POLK	14	WATAUGA	11
CARTERET	2	GASTON	12	MACON	14	RANDOLPH	8	WAYNE	4
CASWELL	7	GATES	1	MADISON	13	RICHMOND	8	WILKES	11
CATAWBA	12	GRAHAM	14	MARTIN	1	ROBESON	6	WILSON	4
CHATHAM	8	GRANVILLE	5	McDOWELL	13	ROCKINGHAM	7	YADKIN	11
CHEROKEE	14	GREENE	2	MECKLENBURG	10	ROWAN	9	YANCEY	13

NORTH CAROLINA COUNTIES BY DIVISION

DIVISION 1
BERTIE
CAMDEN
CHOWAN
CURRITUCK
DARE
GATES
HERTFORD
HYDE
MARTIN
NORTHAMPTON
PASQUOTANK
PERQUIMANS
TYRRELL
WASHINGTON

DIVISION 2
BEAUFORT
CARTERET
CRAVEN
GREENE
JONES
LENOIR
PAMLICO
PITT

DIVISION 3
BRUNSWICK
DUPLIN
NEW HANOVER
ONSLOW
PENDER
SAMPSON

DIVISION 4
EDGECOMBE
HALIFAX
JOHNSTON
NASH
WAYNE
WILSON

DIVISION 5
DURHAM
FRANKLIN
GRANVILLE
PERSON
VANCE
WAKE
WARREN

DIVISION 6
BLADEN
COLUMBUS
CUMBERLAND
HARNETT
ROBESON

DIVISION 7
ALAMANCE
CASWELL
GUILFORD
ORANGE
ROCKINGHAM

DIVISION 8
CHATHAM
HOKE
LEE
MONTGOMERY
MOORE
RANDOLPH
RICHMOND
SCOTLAND

DIVISION 9
DAVIDSON
DAVIE
FORSYTH
ROWAN
STOKES

DIVISION 10
ANSON
CABARRUS
MECKLENBURG
STANLY
UNION

DIVISION 11
ALLEGHANY
ASHE
AVERY
CALDWELL
SURRY
WATAUGA
WILKES
YADKIN

DIVISION 12
ALEXANDER
CATAWBA
CLEVELAND
GASTON
IREDELL
LINCOLN

DIVISION 13
BUNCOMBE
BURKE
MADISON
McDOWELL
MITCHELL
RUTHERFORD
YANCEY

DIVISION 14
CHEROKEE
CLAY
GRAHAM
HAYWOOD
HENDERSON
JACKSON
MACON
POLK
SWAIN
TRANSYLVANIA

METROPOLITAN PLANNING ORGANIZATIONS (MPO)	
MPO	**CITY-TOWN-COUNTY**
Burlington-Graham Metropolitan Planning Organization (BGMPO)	Alamance County, Village of Alamance, City of Burlington, Town of Elon, Town of Gibsonville, City of Graham, Town of Green Level, Guilford County, Town of Haw River, City of Mebane, Orange County, Town of Whitsett
Cabarrus-Rowan Metropolitan Planning Organization (CRMPO)	Cabarrus County, Town of China Grove, Town of Cleveland, City of Concord, Town of East Spencer, Town of Faith, Town of Granite Quarry, Town of Harrisburg, City of Kannapolis, Town of Landis, Town of Midland, Town of Mount Pleasant, Town of Rockwell, Rowan County, City of Salisbury, Town of Spencer
Capital Area Metropolitan Planning Organization (CAMPO)	Town of Angier, Town of Apex, Town of Archer Lodge, Town of Bunn, Town of Cary, Town of Clayton, Town of Creedmoor, Franklin County, Town of Franklinton, Town of Fuquay-Varina, Town of Garner, Granville County, Harnett County, Town of Holly Springs, Johnston County, Town of Knightdale, Town of Morrisville, City of Raleigh, Town of Rolesville, Wake County, Town of Wake Forest, Town of Wendell, Town of Youngsville, Town of Zebulon
Charlotte Regional Transportation Planning Organization (CRTPO)	City of Charlotte, Town of Cornelius, Town of Davidson, Town of Fairview, Town of Huntersville, Town of Indian Trail, Iredell County, Town of Marshville, Village of Marvin, Town of Matthews, Mecklenburg County, Town of Mineral Springs, Town of Mint Hill, City of Monroe, Town of Mooresville, Town of Pineville, Town of Stallings, City of Statesville, Town of Troutman, Union County, Town of Waxhaw, Town of Weddington, Town of Wingate, Village of Wesley Chapel
Durham-Chapel Hill-Carrboro Metropolitan Planning Organization (DCHC MPO)	Town of Carrboro, Town of Chapel Hill, Chatham County, City of Durham, Durham County, Town of Hillsborough, Orange County
Fayetteville Area Metropolitan Planning Organization (FAMPO)	Cumberland County, Town of Eastover, City of Fayetteville, Harnett County, Hoke County, Town of Hope Mills, City of Parkton, City of Raeford, Robeson County, Town of Spring Lake
French Broad River Metropolitan Planning Organization (FBRMPO)	City of Asheville, Town of Biltmore Forest, Town of Black Mountain, Buncombe County, Town of Canton, Town of Clyde, Village of Flat Rock, Town of Fletcher, Haywood County, Henderson County, City of Hendersonville, Town of Laurel Park, Madison County, Town of Maggie Valley, Town of Mars Hill, Town of Mills River, Town of Montreat, Transylvania County, Town of Waynesville, Town of Weaverville, Town of Woodfin
Gaston-Cleveland-Lincoln Metropolitan Planning Organization (GCLMPO)	City of Belmont, Town of Belwood, City of Bessemer City, Town of Boiling Springs, Town of Casar, City of Cherryville, Cleveland County, Town of Cramerton, Town of Dallas, Town of Dellview, Town of Earl, Town of Fallston, Gaston County, City of Gastonia, Town of Grover, Town of High Shoals, City of Kings Mountain, Town of Kingstown, Town of Lattimore, Town of Lawndale, Lincoln County, City of Lincolnton, City of Lowell, Town of Maiden, Town of McAdenville, Town of Mooresboro, City of Mount Holly, Town of Patterson Springs, City of Polkville, Town of Ranlo, City of Shelby, Town of Spencer Mountain, Town of Stanley, Town of Waco
Goldsboro Metropolitan Planning Organization	City of Goldsboro, Town of Pikeville, Village of Walnut Creek, Wayne County
Grand Strand Area Transportation Study (SC/NC)	In North Carolina: Brunswick County, Town of Calabash, Town of Carolina Shores, Town of Holden Beach, Town of Ocean Isle Beach, Town of Shallotte, Town of Sunset Beach, Town of Varnamtown

METROPOLITAN PLANNING ORGANIZATIONS (MPO)	
MPO	**CITY-TOWN-COUNTY**
Greater Hickory Metropolitan Planning Organization	Alexander County, Town of Brookford, Burke County, Town of Cajah's Mountain, Caldwell County, Town of Catawba, Catawba County, Village of Cedar Rock, City of Claremont, Town of Connelly Springs, City of Conover, Town of Drexel, Town of Gamewell, Town of Glen Alpine, Town of Granite Falls, City of Hickory, Town of Hildrebran, Town of Hudson, City of Lenoir, Town of Long View, Town of Maiden, City of Morganton, City of Newton, Town of Rhodhiss, Town of Rutherford College, Town of Sawmills, Town of Taylorsville, Town of Valdese
Greensboro Urban Area Metropolitan Planning Organization (GUAMPO)	City of Greensboro, Guilford County, Town of Oak Ridge, Town of Pleasant Garden, Town of Sedalia, Town of Stokesdale, Town of Summerfield
Greenville Urban Area Metropolitan Planning Organization	Town of Ayden, City of Greenville, Pitt County, Village of Simpson, Town of Winterville
High Point Urban Area Metropolitan Planning Organization (HPMPO)	City of Archdale, Davidson County, Town of Denton, Forsyth County, Guilford County, City of High Point, Town of Jamestown, City of Lexington, Randolph County, City of Thomasville, City of Trinity, Town of Wallburg
Jacksonville Urban Area Metropolitan Planning Organization (JUMPO)	Town of Holly Ridge, City of Jacksonville, Town of North Topsail Beach, Onslow County, Town of Richlands, Town of Swansboro
New Bern Metropolitan Planning Organization	Town of Bridgeton, Craven County, City of New Bern, Town of River Bend, Town of Trent Woods
Rocky Mount Urban Area Metropolitan Planning Organization	Edgecombe County, Nash County, Town of Nashville, City of Rocky Mount, Town of Sharpsburg
Wilmington Urban Area Metropolitan Planning Organization (WMPO)	Town of Belville, Brunswick County, Town of Carolina Beach, Town of Kure Beach, Town of Leland, Town of Navassa, New Hanover County, Pender County, City of Wilmington, Town of Wrightsville Beach
Winston-Salem Urban Area Metropolitan Planning Organization	Town of Bermuda Run, Town of Bethania, Village of Clemmons, Davidson County, Davie County, Forsyth County, Town of Kernersville, City of King, Town of Lewisville, Town of Midway, Town of Rural Hall, Stokes County, Village of Tobaccoville, Town of Walkertown, Town of Wallburg, City of Winston-Salem

RURAL PLANNING ORGANIZATIONS (RPO)	
RPO	**COUNTY**
Albemarle Rural Planning Organization	Camden, Chowan, Currituck, Dare, Gates, Hyde, Pasquotank, Perquimans, Tyrrell, and Washington
Cape Fear Rural Planning Organization	Brunswick, Columbus, and Pender
Down East Rural Planning Organization	Carteret, Craven, Jones, and Pamlico
Eastern Carolina Rural Planning Organization	Duplin, Greene, Lenoir, and Wayne
High Country Rural Planning Organization	Alleghany, Ashe, Avery, Mitchell, Watauga, Wilkes, and Yancey
Isothermal Rural Planning Organization	McDowell, Polk, and Rutherford
Kerr Tar Rural Planning Organization	Franklin, Granville, Person, Vance, and Warren
Land of Sky Rural Planning Organization	Buncombe, Haywood, Madison, Transylvania, City of Brevard, Town of Hot Springs, Town of Marshall, and Town of Rosman
Lumber River Rural Planning Organization	Hoke, Richmond, Robeson, and Scotland
Mid-Carolina Rural Planning Organization	Bladen, Cumberland, Harnett, and Sampson
Mid-East Rural Planning Organization	Beaufort, Pitt, and Martin
Northwest Rural Planning Organization	Davie, Stokes, Surry, and Yadkin
Peanut Belt Rural Planning Organization	Bertie, Halifax, Hertford, and Northampton
Piedmont Triad Rural Planning Organization	Caswell, Montgomery, Randolph, and Rockingham
Rocky River Rural Planning Organization	Anson, Stanly, and Union
Southwestern Rural Planning Organization	Cherokee, Clay, Graham, Jackson, Macon, and Swain
Triangle Area Rural Planning Organization	Chatham, Lee, Moore, and Orange
Upper Coastal Plain Rural Planning Organization	Edgecombe, Johnston, Nash, and Wilson

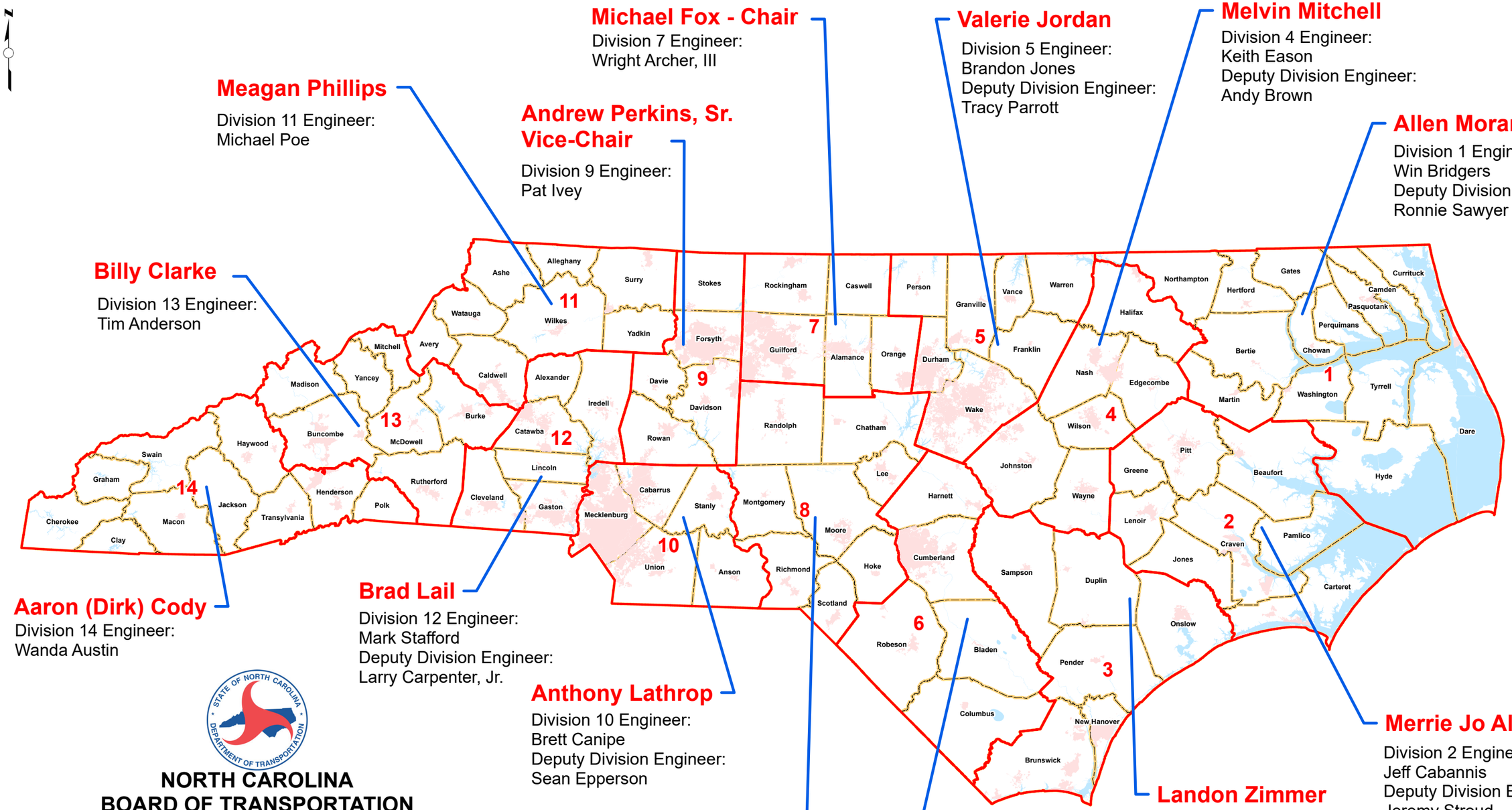

Michael Fox - Chair
Division 7 Engineer:
Wright Archer, III

Valerie Jordan
Division 5 Engineer:
Brandon Jones
Deputy Division Engineer:
Tracy Parrott

Melvin Mitchell
Division 4 Engineer:
Keith Eason
Deputy Division Engineer:
Andy Brown

Meagan Phillips
Division 11 Engineer:
Michael Poe

Andrew Perkins, Sr.
Vice-Chair
Division 9 Engineer:
Pat Ivey

Allen Moran
Division 1 Engineer:
Win Bridgers
Deputy Division Engineer:
Ronnie Sawyer

Billy Clarke
Division 13 Engineer:
Tim Anderson

Aaron (Dirk) Cody
Division 14 Engineer:
Wanda Austin

Brad Lail
Division 12 Engineer:
Mark Stafford
Deputy Division Engineer:
Larry Carpenter, Jr.

Anthony Lathrop
Division 10 Engineer:
Brett Canipe
Deputy Division Engineer:
Sean Epperson

Merrie Jo Alcoke
Division 2 Engineer:
Jeff Cabannis
Deputy Division Engineer:
Jeremy Stroud

Lisa Mathis
Division 8 Engineer:
Patrick Norman
Deputy Division Engineer:
Chuck Dumas

Grady Hunt
Division 6 Engineer:
Drew Cox
Deputy Division Engineer:
Lee Jernigan, Jr.

Landon Zimmer
Division 3 Engineer:
Chad Kimes
Deputy Division Engineer:
Caitlin Marks

Legend
Divisions
Municipalities
County

June 2023

NORTH CAROLINA BOARD OF TRANSPORTATION and Division Offices

AT-LARGE APPOINTMENTS
Andy Wells
Kathy Harrington
Stephen Rosenburgh
Leo Daughtry
Chuck McGrady
Patrick Molamphy

J. Eric Boyette, Secretary of Transportation
Joey Hopkins, Chief Operating Officer
Chris Peoples, Chief Engineer
Lamar Sylvester, Deputy Chief Engineer
Kevin Bowen, Eastern Deputy Chief Engineer (Divs. 1-6 & 8)
Mark Gibbs, Western Deputy Chief Engineer (Divs. 7 & 9-14)
Kevin Lacy, Director of Strategic Planning and Programming

Fund Source	Fund Type	Description	Subject to STI
3037	Federal	Job Assistance and Reverse Commute	No
5303	Federal	Metropolitan Planning (FMPL)	No
5305	Federal	FTA Discretionary Grant Funds	No
5307	Federal	Urbanized Area Formula Program (FUZ)	No
5309	Federal	Capital Program - Bus Earmark (FBUS)	No
5310	Federal	Elderly and Persons with Disability (FEPD)	No
5311	Federal	Non Urbanised Area Formula Program (FNU)	No
5312	Federal	FUZ 5312	No
5316	Federal	Job Assistance And Reverse Commute (JARC)	No
5317	Federal	New Freedom Program	No
5337	Federal	Urbanized Area Formula Program (FUZ)	No
5339	Federal	Capital Program - Bus Earmark (FBUS)	No
5339(b)	Federal	Capital Program - Bus Earmark (FBUS) - Discretionary Grant	No
ADHS	Federal	Appalachian Development Highway System	No
ADHSL	Federal	Appalachian Development Highway System (Local Access Roads)	No
ADTAP	Federal	Appalachian Development portion of 5311 - Non Urbanised Area Formula Program (FNU)	No
ARP	Federal	American Rescue Plan	No
BA	State	Bonus Allocation	No
BFP	Federal	Federal Bridge Improvement Program - Formula	Yes
BFPOFF	Federal	Federal Bridge Improvement Program - Formula (Off System)	Yes
BG	Federal	Surface Transportation Block Grant Program (Uncategorized)	Yes
BG5200	Federal	Surface Transportation Block Grant Program (5K - 200K)	Yes
BGANY	Federal	Surface Transportation Block Grant Program (Any Area)	Yes
BGBA	Federal	Surface Transportation Block Grant Program (Bonus Allocation)	No
BGDA	Federal	Surface Transportation Block Grant Program (Direct Attributable)	Yes
BGDACV	Federal	COVID Relief Funds	Yes
BGIM	Federal	Surface Transportation Block Grant Program (Interstate Maintenance)	Yes
BGLT5	Federal	Surface Transportation Block Grant Program (Less than 5K)	Yes
BGOFF	Federal	Surface Transportation Block Grant Program (Off System)	Yes
BOND R	Other	Revenue Bond	No
BRGI	Federal	Bridge Inspection	Yes
CARES	Federal	CARES Act Funding	No
CMAQ	Federal	Congestion Mitigation	No
CRP550	Federal	Carbon Reduction Program - (5K - 50K)	No
CRPANY	Federal	Carbon Reduction Program - Any Area	No
CRPDA	Federal	Carbon Reduction Program - Direct Attributable (All MPOs)	No
CRPLT5	Federal	Carbon Reduction Program - (Less than 5K)	No
DOD	Federal	Department of Defense	No
DP	Federal	Discretionary or Demonstration	No
ER	Federal	Emergency Relief	No
ERFO	Federal	Emergency Relief for Federally Owned Roads	No
FED	Federal	Unidentified Federal Funding	No
FEDT	Federal	Undesignated Federal Transit Funding	No
FF	Federal	FEDERAL FERRY	Yes
FLAP	Federal	Federal Lands Access Program (Park Roads)	No
FLPF	Federal	Federal Lands Program (Forest Roads)	No

Fund Source	Fund Type	Description	Subject to STI
FLTP	Federal	Federal Lands Transportation Program	No
FMOD	Federal	Fixed Guideway Modifications	Yes
FSPR	Federal	State Planning and Research	No
FTTP	Federal	Federal Tribal Transportation Program	No
FUZ	Federal	Capital Program - Bus Earmark (5309)	No
HF	State	Highway Fund	No
HFB	State	Highway Fund Bridge Replacement Program	Yes
HIB	Federal	Highway Infrastructure Bridge Replacement	Yes
HP	Federal	High Priority	Yes
HRRR	Federal	High Risk Rural Roads	Yes
HSIP	Federal	HIGHWAY SAFETY IMPROVEMENT PROGRAM	Yes
L	Other	Local	No
NEVI	Federal	National Electric Vehicle Infrasructure Program Funds	Yes
NHFP	Federal	National Highway Freight Program	Yes
NHP	Federal	National Highway Performance Program	Yes
NHPB	Federal	National Highway Performance Program(Bridge)	Yes
NHPBA	Federal	National Highway Performance Program(Bonus Allocation)	No
NHPIM	Federal	National Highway Performance Program (Interstate Maintenance)	Yes
NRT	Federal	National Recreation Trails	Yes
O	Other	Local, Non Federal or State Funds	No
PROTCT	Federal	PROTECT Formula Program (Promoting Resilient Operations…)	Yes
RR	Federal	Rail-Highway Safety	Yes
RTAP	Federal	Rural Transit Assistance Program	No
S	State	State	No
S(M)	State	State Match for STP-DA or Garvee Projects	Yes
S(M)BA	State	State Match for Bonus Allocation Projects using Federal funds	No
SBG	Federal	Scenic Byway Grant	Yes
SF	State	Ferries	Yes
SMAP	State	Operating Assistance and State Maintenance	No
SRTS	Federal	Safe Roads to School	Yes
SSO	Federal	Safety System Oversight	No
STHSR	Federal	Stimulus High Speed Rail	No
T	State	Highway Trust Funds	Yes
T(DA)	State	Highway Trust Funds - Fund Swaps for DA Projects	Yes
TA	Federal	Transportation Alternatives Program (Uncategorized)	Yes
TA5200	Federal	Transportation Alternatives Program (5K - 200K)	Yes
TAANY	Federal	Transportation Alternatives Program (Any Area)	Yes
TADA	Federal	Transportation Alternatives Program (Direct Attributable)	Yes
TALT5	Federal	Transportation Alternatives Program (Less than 5K)	Yes
TAP	Federal	Transportation Alternatives Program (Uncategorized)	Yes
TAPDA	Federal	Transportation Alternatives Program (Direct Attributable)	Yes
VRU	Federal	Vulnerable Road User	Yes

(INFLATED) STIP FUNDING SUMMARY 2024 - 2027 (June 2023)

GREENVILLE URBAN AREA METROPOLITAN PLANNING ORGANIZATION

HIGHWAY PROGRAM

FUNDING	FUNDING DESCRIPTION	FUNDING TYPE	(ESTIMATED COST ARE IN THOUSANDS OF DOLLARS) FY 2024	FY 2025	FY 2026	FY 2027
BG5200	Surface Transportation Block Grant Program (5K - 200K)	F	3139	2809	24898	21074
BGOFF	Surface Transportation Block Grant Program (Off System)	F	1314	539		
CRPDA	Carbon Reduction Program - Direct Attributable (All MPOs)	F	273	281	289	
HSIP	HIGHWAY SAFETY IMPROVEMENT PROGRAM	F	399	58	31	
L	Local	O	68	70	72	
NHPB	National Highway Performance Program(Bridge)	F	1828			
NHPIM	National Highway Performance Program (Interstate Maintenance)	F	355	366	377	388
T	Highway Trust Funds	S	12169	30763	28221	42646
		SUBTOTAL	19545	34886	53888	64108

NON-HIGHWAY PROGRAM

FUNDING	FUNDING DESCRIPTION	FUNDING TYPE	(ESTIMATED COST ARE IN THOUSANDS OF DOLLARS) FY 2024	FY 2025	FY 2026	FY 2027
RR	Rail-Highway Safety	F	210	55		76
S	State	S	26	27	27	28
TA	Transportation Alternatives Program (Uncategorized)	F	105	108	111	115
		SUBTOTAL	341	190	138	219
		TOTAL	19886	35076	54026	64327

FUNDING TYPES: "F" - Federal "S" - State "O" - Other "C" - City

Tuesday, May 30, 2023

2024-2033 GUAMPO METROPOLITAN TRANSPORTATION IMPROVEMENT PROGRAM

												2024-2033 MTIP WINDOW										
PROJECT ID	MODE	ROUTE/CITY	DESCRIPTION	DIVISION	MPOs/RPOs	COMMENT	CATEGORY FUNDED	FUND SOURCE	ACTIVITY	TOTAL FUNDED (MAY INCLUDE PREVIOUSLY AUTHORIZED FUNDS)	FY 2023	FY 2024	FY 2025	FY 2026	FY 2027	FY 2028	FY 2029	FY 2030	FY 2031	FY 2032	FY 2033	AFTER 2033
F-5703A	FERRY	VARIOUS	Z-DRIVE TOWING AND PUSHING TUG	1, 2, 3	Albemarle RPO, Cape Fear RPO, Down East RPO, Wilmington Urban Area MPO, Eastern Carolina RPO, Grand Strand Area Transportation Study, Greenville Urban Area MPO, Jacksonville Urban Area MPO, Mid-Carolina RPO, Mid-East RPO, New Bern Area MPO, Peanut Belt RP	COMPLETED.	DIVISION 1, 2, 3	T	CONSTRUCTION	$ 3,250,000													
F-5703B	FERRY	VARIOUS	TWO SUPPORT/ANCHOR TUGS, ONE SUPPORT TUG, THREE BARGES	1, 2, 3	Albemarle RPO, Cape Fear RPO, Down East RPO, Wilmington Urban Area MPO, Eastern Carolina RPO, Grand Strand Area Transportation Study, Greenville Urban Area MPO, Jacksonville Urban Area MPO, Mid-Carolina RPO, Mid-East RPO, New Bern Area MPO, Peanut Belt RP	COMPLETED.	DIVISION 1, 2, 3	T	CONSTRUCTION	$ 2,100,000													
W-5202	HIGHWAY	VARIOUS	DIVISION 2 RUMBLE STRIPS, GUARDRAIL, SAFETY AND LIGHTING IMPROVEMENTS AT SELECTED LOCATIONS.	2	Down East RPO, Eastern Carolina RPO, Greenville Urban Area MPO, Mid-East RPO	DIVISION PURCHASE ORDER CONTRACT (DPOC) - IN PROGRESS	REGION B			$ 8,819,000												
BO-2402	BIKE/PED	VARIOUS	DIVISION 2 PROGRAM TO UPGRADE INTERSECTIONS TO COMPLY WITH THE AMERICANS WITH DISABILITIES ACT (ADA) USING TRANSPORTATION ALTERNATIVES (TA) FUNDS.	2	Down East RPO, Eastern Carolina RPO, Greenville Urban Area MPO, Mid-East RPO, New Bern Area MPO		DIVISION 2	TA	CONSTRUCTION	$ 4,000,000		$ 800,000	$ 800,000	$ 800,000	$ 800,000	$ 800,000						
BO-2402	BIKE/PED	VARIOUS	DIVISION 2 PROGRAM TO UPGRADE INTERSECTIONS TO COMPLY WITH THE AMERICANS WITH DISABILITIES ACT (ADA) USING TRANSPORTATION ALTERNATIVES (TA) FUNDS.	2	Down East RPO, Eastern Carolina RPO, Greenville Urban Area MPO, Mid-East RPO, New Bern Area MPO		DIVISION 2	S	CONSTRUCTION	$ 1,000,000		$ 200,000	$ 200,000	$ 200,000	$ 200,000	$ 200,000						
R-5782	HIGHWAY	VARIOUS	DIVISION 2 PROGRAM TO UPGRADE INTERSECTIONS TO COMPLY WITH THE AMERICANS WITH DISABILITIES ACT (ADA) USING TRANSPORTATION ALTERNATIVES (TA) FUNDS.	2	Down East RPO, Eastern Carolina RPO, Greenville Urban Area MPO, Mid-East RPO, New Bern Area MPO	UNDER CONSTRUCTION. "S" FUNDS REFLECT STATE HIGHWAY FUNDS.	DIVISION 2	TA	CONSTRUCTION	$ 2,800,000	$ 800,000											
R-5782	HIGHWAY	VARIOUS	DIVISION 2 PROGRAM TO UPGRADE INTERSECTIONS TO COMPLY WITH THE AMERICANS WITH DISABILITIES ACT (ADA) USING TRANSPORTATION ALTERNATIVES (TA) FUNDS.	2	Down East RPO, Eastern Carolina RPO, Greenville Urban Area MPO, Mid-East RPO, New Bern Area MPO	UNDER CONSTRUCTION. "S" FUNDS REFLECT STATE HIGHWAY FUNDS.	DIVISION 2	S	CONSTRUCTION	$ 700,000	$ 200,000											
R-5782	HIGHWAY	VARIOUS	DIVISION 2 PROGRAM TO UPGRADE INTERSECTIONS TO COMPLY WITH THE AMERICANS WITH DISABILITIES ACT (ADA) USING TRANSPORTATION ALTERNATIVES (TA) FUNDS.	2	Down East RPO, Eastern Carolina RPO, Greenville Urban Area MPO, Mid-East RPO, New Bern Area MPO	UNDER CONSTRUCTION. "S" FUNDS REFLECT STATE HIGHWAY FUNDS.	DIVISION 2			$ 2,827,000													
W-5702	HIGHWAY	VARIOUS	SAFETY IMPROVEMENTS AT VARIOUS LOCATIONS IN DIVISION 2.	2	Down East RPO, Eastern Carolina RPO, Greenville Urban Area MPO, Mid-East RPO, New Bern Area MPO	IN PROGRESS				$ 17,780,000												
W-5702DIV	HIGHWAY	VARIOUS	SAFETY IMPROVEMENTS AT VARIOUS LOCATIONS.	2	Down East RPO, Eastern Carolina RPO, Greenville Urban Area MPO, Mid-East RPO, New Bern Area MPO		DIVISION 2	HSIP	RIGHT-OF-WAY	$ 30,000												
W-5702DIV	HIGHWAY	VARIOUS	SAFETY IMPROVEMENTS AT VARIOUS LOCATIONS.	2	Down East RPO, Eastern Carolina RPO, Greenville Urban Area MPO, Mid-East RPO, New Bern Area MPO		DIVISION 2	HSIP	CONSTRUCTION	$ 375,000	$ 180,000											
W-5702REG	HIGHWAY	VARIOUS	SAFETY IMPROVEMENTS AT VARIOUS LOCATIONS.	2	Down East RPO, Eastern Carolina RPO, Greenville Urban Area MPO, Mid-East RPO, New Bern Area MPO		REGION B	HSIP	RIGHT-OF-WAY	$ 131,000												

2024-2033 GUAMPO METROPOLITAN TRANSPORTATION IMPROVEMENT PROGRAM

											2024-2033 MTIP WINDOW										
PROJECT ID	MODE	ROUTE/CITY	DESCRIPTION	DIVISION	MPOs/RPOs	COMMENT	CATEGORY FUNDED	FUND SOURCE	ACTIVITY	TOTAL FUNDED (MAY INCLUDE PREVIOUSLY AUTHORIZED FUNDS)	FY 2023	FY 2024	FY 2025	FY 2026	FY 2027	FY 2028	FY 2029	FY 2030	FY 2031	FY 2032	FY 2033	AFTER 2033
W-5702REG	HIGHWAY	VARIOUS	SAFETY IMPROVEMENTS AT VARIOUS LOCATIONS.	2	Down East RPO, Eastern Carolina RPO, Greenville Urban Area MPO, Mid-East RPO, New Bern Area MPO		REGION B	HSIP	CONSTRUCTION	$ 3,125,000	$ 2,930,000											
W-5702SW	HIGHWAY	VARIOUS	SAFETY IMPROVEMENTS AT VARIOUS LOCATIONS.	2	Down East RPO, Eastern Carolina RPO, Greenville Urban Area MPO, Mid-East RPO, New Bern Area MPO		STATEWIDE MOBILITY	HSIP	RIGHT-OF-WAY	$ 40,000												
W-5702SW	HIGHWAY	VARIOUS	SAFETY IMPROVEMENTS AT VARIOUS LOCATIONS.	2	Down East RPO, Eastern Carolina RPO, Greenville Urban Area MPO, Mid-East RPO, New Bern Area MPO		STATEWIDE MOBILITY	HSIP	CONSTRUCTION	$ 500,000	$ 240,000											
EB-5539	BIKE/PED	GREENVILLE	SOUTH TAR RIVER GREENWAY. PHASE 3: PITT STREET TO NASH STREET. CONSTRUCT GREENWAY USING EXISTING SIDEWALKS, ROADS AND ON NEW LOCATION ALONG THE RIVER.	2	Greenville Urban Area MPO	UNDER CONSTRUCTION.	PRE-STI (TRANSITION)			$ 2,984,000												
EB-5980	BIKE/PED	US 264-A (GREENVILLE BOULEVARD)	US 264-A TO US 13 (DICKINSON AVENUE) IN GREENVILLE. CONSTRUCT SIDEWALK AND CURB AND GUTTER.	2	Greenville Urban Area MPO		NOT FUNDED	TA5200	ENGINEERING	$ 27,000												$ 27,000
EB-5980	BIKE/PED	US 264-A (GREENVILLE BOULEVARD)	US 264-A TO US 13 (DICKINSON AVENUE) IN GREENVILLE. CONSTRUCT SIDEWALK AND CURB AND GUTTER.	2	Greenville Urban Area MPO		NOT FUNDED	L	ENGINEERING	$ 7,000												$ 7,000
EB-5980	BIKE/PED	US 264-A (GREENVILLE BOULEVARD)	US 264-A TO US 13 (DICKINSON AVENUE) IN GREENVILLE. CONSTRUCT SIDEWALK AND CURB AND GUTTER.	2	Greenville Urban Area MPO		NOT FUNDED	TA5200	RIGHT-OF-WAY	$ 40,000												$ 40,000
EB-5980	BIKE/PED	US 264-A (GREENVILLE BOULEVARD)	US 264-A TO US 13 (DICKINSON AVENUE) IN GREENVILLE. CONSTRUCT SIDEWALK AND CURB AND GUTTER.	2	Greenville Urban Area MPO		NOT FUNDED	L	RIGHT-OF-WAY	$ 10,000												$ 10,000
EB-5980	BIKE/PED	US 264-A (GREENVILLE BOULEVARD)	US 264-A TO US 13 (DICKINSON AVENUE) IN GREENVILLE. CONSTRUCT SIDEWALK AND CURB AND GUTTER.	2	Greenville Urban Area MPO		NOT FUNDED	TA5200	CONSTRUCTION	$ 630,000												$ 630,000
EB-5980	BIKE/PED	US 264-A (GREENVILLE BOULEVARD)	US 264-A TO US 13 (DICKINSON AVENUE) IN GREENVILLE. CONSTRUCT SIDEWALK AND CURB AND GUTTER.	2	Greenville Urban Area MPO		NOT FUNDED	L	CONSTRUCTION	$ 157,000												$ 157,000
EB-5981	BIKE/PED	NC 11 (MEMORIAL DRIVE)	NC 43 (WEST FIFTH STREET) TO SR 1128 (DAVENPORT FARM ROAD) IN GREENVILLE. CONSTRUCT SIDEWALK.	2	Greenville Urban Area MPO		NOT FUNDED	TA5200	ENGINEERING	$ 66,000												$ 66,000
EB-5981	BIKE/PED	NC 11 (MEMORIAL DRIVE)	NC 43 (WEST FIFTH STREET) TO SR 1128 (DAVENPORT FARM ROAD) IN GREENVILLE. CONSTRUCT SIDEWALK.	2	Greenville Urban Area MPO		NOT FUNDED	L	ENGINEERING	$ 17,000												$ 17,000

2024-2033 GUAMPO METROPOLITAN TRANSPORTATION IMPROVEMENT PROGRAM

												2024-2033 MTIP WINDOW										
PROJECT ID	MODE	ROUTE/CITY	DESCRIPTION	DIVISION	MPOs/RPOs	COMMENT	CATEGORY FUNDED	FUND SOURCE	ACTIVITY	TOTAL FUNDED (MAY INCLUDE PREVIOUSLY AUTHORIZED FUNDS)	FY 2023	FY 2024	FY 2025	FY 2026	FY 2027	FY 2028	FY 2029	FY 2030	FY 2031	FY 2032	FY 2033	AFTER 2033
EB-5981	BIKE/PED	NC 11 (MEMORIAL DRIVE)	NC 43 (WEST FIFTH STREET) TO SR 1128 (DAVENPORT FARM ROAD) IN GREENVILLE. CONSTRUCT SIDEWALK.	2	Greenville Urban Area MPO		NOT FUNDED	TA5200	RIGHT-OF-WAY	$ 32,000												$ 32,000
EB-5981	BIKE/PED	NC 11 (MEMORIAL DRIVE)	NC 43 (WEST FIFTH STREET) TO SR 1128 (DAVENPORT FARM ROAD) IN GREENVILLE. CONSTRUCT SIDEWALK.	2	Greenville Urban Area MPO		NOT FUNDED	L	RIGHT-OF-WAY	$ 8,000												$ 8,000
EB-5981	BIKE/PED	NC 11 (MEMORIAL DRIVE)	NC 43 (WEST FIFTH STREET) TO SR 1128 (DAVENPORT FARM ROAD) IN GREENVILLE. CONSTRUCT SIDEWALK.	2	Greenville Urban Area MPO		NOT FUNDED	TA5200	CONSTRUCTION	$ 1,635,000												$ 1,635,000
EB-5981	BIKE/PED	NC 11 (MEMORIAL DRIVE)	NC 43 (WEST FIFTH STREET) TO SR 1128 (DAVENPORT FARM ROAD) IN GREENVILLE. CONSTRUCT SIDEWALK.	2	Greenville Urban Area MPO		NOT FUNDED	L	CONSTRUCTION	$ 409,000												$ 409,000
EB-6042	BIKE/PED	GREENVILLE	CONSTRUCT MULTI-USE PATH AT VARIOUS LOCATIONS INCLUDING ALONG THE TAR RIVER, MOYE BOULEVARD, THE NORFOLK SOUTHERN RAIL CORRIDOR, AND TOWN CREEK IN GREENVILLE.	2	Greenville Urban Area MPO	UNDER CONSTRUCTION. DP FUNDS REPRESENT BUILD GRANT FUNDS.	EXEMPT	L	CONSTRUCTION	$ 2,559,000												
EB-6042	BIKE/PED	GREENVILLE	CONSTRUCT MULTI-USE PATH AT VARIOUS LOCATIONS INCLUDING ALONG THE TAR RIVER, MOYE BOULEVARD, THE NORFOLK SOUTHERN RAIL CORRIDOR, AND TOWN CREEK IN GREENVILLE.	2	Greenville Urban Area MPO	UNDER CONSTRUCTION. DP FUNDS REPRESENT BUILD GRANT FUNDS.	EXEMPT	DP	CONSTRUCTION	$ 4,510,000												
EB-6042	BIKE/PED	GREENVILLE	CONSTRUCT MULTI-USE PATH AT VARIOUS LOCATIONS INCLUDING ALONG THE TAR RIVER, MOYE BOULEVARD, THE NORFOLK SOUTHERN RAIL CORRIDOR, AND TOWN CREEK IN GREENVILLE.	2	Greenville Urban Area MPO	UNDER CONSTRUCTION. DP FUNDS REPRESENT BUILD GRANT FUNDS.	EXEMPT			$ 3,327,000												
B-4786	HIGHWAY	US 13	REPLACE BRIDGE 730038 OVER TAR RIVER IN GREENVILLE.	2	Greenville Urban Area MPO	UNDER CONSTRUCTION.	REGION B	NHPB	CONSTRUCTION	$ 8,200,000	$ 5,054,000	$ 1,801,000										
HB-0021	HIGHWAY	OXFORD ROAD	REPLACE BRIDGE 730419 OVER MEETING HOUSE BRANCH IN GREENVILLE.	2	Greenville Urban Area MPO		DIVISION 2	BGOFF	RIGHT-OF-WAY	$ 50,000	$ 50,000											
HB-0021	HIGHWAY	OXFORD ROAD	REPLACE BRIDGE 730419 OVER MEETING HOUSE BRANCH IN GREENVILLE.	2	Greenville Urban Area MPO		DIVISION 2	BGOFF	UTILITIES	$ 143,000		$ 143,000										
HB-0021	HIGHWAY	OXFORD ROAD	REPLACE BRIDGE 730419 OVER MEETING HOUSE BRANCH IN GREENVILLE.	2	Greenville Urban Area MPO		DIVISION 2	BGOFF	CONSTRUCTION	$ 1,668,000		$ 1,152,000	$ 516,000									

2024-2033 GUAMPO METROPOLITAN TRANSPORTATION IMPROVEMENT PROGRAM

												2024-2033 MTIP WINDOW										
PROJECT ID	MODE	ROUTE/CITY	DESCRIPTION	DIVISION	MPOs/RPOs	COMMENT	CATEGORY FUNDED	FUND SOURCE	ACTIVITY	TOTAL FUNDED (MAY INCLUDE PREVIOUSLY AUTHORIZED FUNDS)	FY 2023	FY 2024	FY 2025	FY 2026	FY 2027	FY 2028	FY 2029	FY 2030	FY 2031	FY 2032	FY 2033	AFTER 2033
HB-0022	HIGHWAY	ROCK SPRINGS ROAD	REPLACE BRIDGE 730096 OVER GREENS MILL RUN IN GREENVILLE.	2	Greenville Urban Area MPO		DIVISION 2	BGOFF	RIGHT-OF-WAY	$ 100,000							$ 100,000					
HB-0022	HIGHWAY	ROCK SPRINGS ROAD	REPLACE BRIDGE 730096 OVER GREENS MILL RUN IN GREENVILLE.	2	Greenville Urban Area MPO		DIVISION 2	BGOFF	UTILITIES	$ 126,000							$ 126,000					
HB-0022	HIGHWAY	ROCK SPRINGS ROAD	REPLACE BRIDGE 730096 OVER GREENS MILL RUN IN GREENVILLE.	2	Greenville Urban Area MPO		DIVISION 2	BGOFF	CONSTRUCTION	$ 2,277,000								$ 700,000	$ 1,577,000			
HL-0099	HIGHWAY	VARIOUS	UNALLOCATED CARBON REDUCTION PROGRAM FUNDS IN THE GREENVILLE PLANNING ORGANIZATION.	2	Greenville Urban Area MPO		EXEMPT	L	CONSTRUCTION	$ 334,000	$ 133,000	$ 67,000	$ 67,000	$ 67,000								
HL-0099	HIGHWAY	VARIOUS	UNALLOCATED CARBON REDUCTION PROGRAM FUNDS IN THE GREENVILLE PLANNING ORGANIZATION.	2	Greenville Urban Area MPO		EXEMPT	CRPDA	CONSTRUCTION	$ 1,340,000	$ 533,000	$ 269,000	$ 269,000	$ 269,000								
HS-2002A	HIGHWAY	SR 1703 (14TH STREET)	INSTALL CROSSWALK, WHEELCHAIR RAMPS, SIDEWALK, AND FENCING ALONG SR 1703 (14TH STREET) FROM HASKETT WAY AND BERKLEY ROAD. REMOVE TWO EXISTING OBSOLETE CROSSWALKS.	2	Greenville Urban Area MPO	COMPLETED.	DIVISION 2	HSIP	CONSTRUCTION	$ 50,000												
HS-2002E	HIGHWAY	US 264 ALTERNATE	US 264 ALTERNATE (GREENVILLE BOULEVARD) AT SR 1534 (OLD PACTOLUS ROAD). CONSTRUCT RESTRICTED-CROSSING INTERSECTION.	2	Greenville Urban Area MPO	UNDER CONSTRUCTION.	REGION B	HSIP	CONSTRUCTION	$ 732,000	$ 732,000											
HS-2002J	HIGHWAY	NC 33	NC 33 FROM US 13/NC 11 (MEMORIAL DRIVE) TO DAUGHTRIDGE DRIVE IN GREENVILLE. INSTALL MEDIAN ISLAND AND REVISE PAVEMENT MARKINGS.	2	Greenville Urban Area MPO	UNDER CONSTRUCTION.	REGION B	HSIP	CONSTRUCTION	$ 120,000	$ 73,000	$ 47,000										
HS-2002L	HIGHWAY	US 264 ALTERNATE	US 264 ALTERNATE/NC 43 (GREENVILLE BOULEVARD) AT NC 11/NC 43/NC 903 (MEMORIAL DRIVE) AND NC 11/NC 903 (MEMORIAL DRIVE) AT MALL DRIVE IN GREENVILLE. REVISE AND CONSTRUCT TURN LANES.	2	Greenville Urban Area MPO		REGION B	HSIP	CONSTRUCTION	$ 430,000		$ 430,000										
HS-2002M	HIGHWAY	SR 1598 (10TH STREET)	SR 1598 (10TH STREET) AT COLLEGE HILL DRIVE AND SR 1598 (10TH STREET) AT ELM STREET IN GREENVILLE. UPGRADE TRAFFIC SIGNALS.	2	Greenville Urban Area MPO	UNDER CONSTRUCTION.	DIVISION 2	HSIP	CONSTRUCTION	$ 55,000	$ 33,000	$ 22,000										
HS-2002R	HIGHWAY	SR 1702 (EVANS STREET)	SR 1702 (EVANS STREET) AT HOWELL STREET IN GREENVILLE. INSTALL TRAFFIC SIGNAL WITH PEDESTRIAN ACCOMMODATIONS.	2	Greenville Urban Area MPO	UNDER CONSTRUCTION.	DIVISION 2	HSIP	UTILITIES	$ 65,000	$ 65,000											
HS-2002R	HIGHWAY	SR 1702 (EVANS STREET)	SR 1702 (EVANS STREET) AT HOWELL STREET IN GREENVILLE. INSTALL TRAFFIC SIGNAL WITH PEDESTRIAN ACCOMMODATIONS.	2	Greenville Urban Area MPO	UNDER CONSTRUCTION.	DIVISION 2	HSIP	CONSTRUCTION	$ 400,000	$ 400,000											

2024-2033 GUAMPO METROPOLITAN TRANSPORTATION IMPROVEMENT PROGRAM

												2024-2033 MTIP WINDOW										
PROJECT ID	MODE	ROUTE/CITY	DESCRIPTION	DIVISION	MPOs/RPOs	COMMENT	CATEGORY FUNDED	FUND SOURCE	ACTIVITY	TOTAL FUNDED (MAY INCLUDE PREVIOUSLY AUTHORIZED FUNDS)	FY 2023	FY 2024	FY 2025	FY 2026	FY 2027	FY 2028	FY 2029	FY 2030	FY 2031	FY 2032	FY 2033	AFTER 2033
HS-2002X	HIGHWAY	SR 1725 (COUNTY HOME ROAD)	AT EXISTING CROSSWALK JUST SOUTH OF DISTRICT PARK DRIVE IN GREENVILLE. INSTALL RECTANGULAR RAPID FLASHING BEACONS.	2	Greenville Urban Area MPO	UNDER CONSTRUCTION.	DIVISION 2	HSIP	CONSTRUCTION	$ 35,000	$ 35,000											
R-2250	HIGHWAY	NC 11/NC 903 (GREENVILLE SOUTHWEST BYPASS)	NC 11 TO US 264 (GREENVILLE BYPASS). CONSTRUCT FOUR LANE DIVIDED FACILITY ON NEW LOCATION WITH BYPASS OF WINTERVILLE.	2	Greenville Urban Area MPO	UNDER CONSTRUCTION.	PRE-STI (TRANSITION)	T	CONSTRUCTION	$ 750,000	$ 750,000											
R-2250	HIGHWAY	NC 11/NC 903 (GREENVILLE SOUTHWEST BYPASS)	NC 11 TO US 264 (GREENVILLE BYPASS). CONSTRUCT FOUR LANE DIVIDED FACILITY ON NEW LOCATION WITH BYPASS OF WINTERVILLE.	2	Greenville Urban Area MPO	UNDER CONSTRUCTION.	PRE-STI (TRANSITION)			$ 241,492,000												
U-2817	HIGHWAY	SR 1700 (EVANS STREET/ OLD TAR ROAD)	SR 1711 (WORTHINGTON ROAD) IN WINTERVILLE TO US 264 ALTERNATE (GREENVILLE BOULEVARD) IN GREENVILLE. WIDEN TO FOUR LANES.	2	Greenville Urban Area MPO	RIGHT-OF-WAY IN PROGRESS.	DIVISION 2	BG5200	RIGHT-OF-WAY	$ 22,800,000												
U-2817	HIGHWAY	SR 1700 (EVANS STREET/ OLD TAR ROAD)	SR 1711 (WORTHINGTON ROAD) IN WINTERVILLE TO US 264 ALTERNATE (GREENVILLE BOULEVARD) IN GREENVILLE. WIDEN TO FOUR LANES.	2	Greenville Urban Area MPO	RIGHT-OF-WAY IN PROGRESS.	DIVISION 2	BG5200	UTILITIES	$ 3,972,000												
U-2817	HIGHWAY	SR 1700 (EVANS STREET/ OLD TAR ROAD)	SR 1711 (WORTHINGTON ROAD) IN WINTERVILLE TO US 264 ALTERNATE (GREENVILLE BOULEVARD) IN GREENVILLE. WIDEN TO FOUR LANES.	2	Greenville Urban Area MPO	RIGHT-OF-WAY IN PROGRESS.	DIVISION 2	BG5200	CONSTRUCTION	$ 67,545,000			$ 2,687,000	$ 22,373,000	$ 19,001,000	$ 14,070,000	$ 9,414,000					
U-2817	HIGHWAY	SR 1700 (EVANS STREET/ OLD TAR ROAD)	SR 1711 (WORTHINGTON ROAD) IN WINTERVILLE TO US 264 ALTERNATE (GREENVILLE BOULEVARD) IN GREENVILLE. WIDEN TO FOUR LANES.	2	Greenville Urban Area MPO	RIGHT-OF-WAY IN PROGRESS.	DIVISION 2			$ 60,010,000												
U-5606	HIGHWAY	SR 1598 (DICKINSON AVENUE)	NC 11 TO READE CIRCLE. IMPROVE ROADWAY.	2	Greenville Urban Area MPO	UNDER CONSTRUCTION.	DIVISION 2	BG5200	CONSTRUCTION	$ 18,365,000	$ 5,968,000	$ 3,093,000										
U-5606	HIGHWAY	SR 1598 (DICKINSON AVENUE)	NC 11 TO READE CIRCLE. IMPROVE ROADWAY.	2	Greenville Urban Area MPO	UNDER CONSTRUCTION.	DIVISION 2			$ 3,554,000												
U-5730	HIGHWAY	US 13 (MEMORIAL DRIVE)	NC 43 (5TH STREET). UPGRADE INTERSECTION.	2	Greenville Urban Area MPO	RIGHT-OF-WAY IN PROGRESS.	REGION B	T	UTILITIES	$ 125,000	$ 125,000											
U-5730	HIGHWAY	US 13 (MEMORIAL DRIVE)	NC 43 (5TH STREET). UPGRADE INTERSECTION.	2	Greenville Urban Area MPO	RIGHT-OF-WAY IN PROGRESS.	REGION B	T	CONSTRUCTION	$ 1,200,000			$ 456,000	$ 744,000								
U-5730	HIGHWAY	US 13 (MEMORIAL DRIVE)	NC 43 (5TH STREET). UPGRADE INTERSECTION.	2	Greenville Urban Area MPO	RIGHT-OF-WAY IN PROGRESS.	REGION B			$ 200,000												

2024-2033 GUAMPO METROPOLITAN TRANSPORTATION IMPROVEMENT PROGRAM

												2024-2033 MTIP WINDOW										
PROJECT ID	MODE	ROUTE/CITY	DESCRIPTION	DIVISION	MPOs/RPOs	COMMENT	CATEGORY FUNDED	FUND SOURCE	ACTIVITY	TOTAL FUNDED (MAY INCLUDE PREVIOUSLY AUTHORIZED FUNDS)	FY 2023	FY 2024	FY 2025	FY 2026	FY 2027	FY 2028	FY 2029	FY 2030	FY 2031	FY 2032	FY 2033	AFTER 2033
U-5785	HIGHWAY	SR 1708 (FIRETOWER ROAD)	WEST OF EAST ARLINGTON BOULEVARD TO SR 1704 (FOURTEENTH STREET) IN GREENVILLE. WIDEN TO FOUR LANES.	2	Greenville Urban Area MPO	TO BE LET WITH U-5917.	DIVISION 2	T	RIGHT-OF-WAY	$ 17,620,000		$ 176,000	$ 5,865,000	$ 8,055,000	$ 1,762,000	$ 1,762,000						
U-5785	HIGHWAY	SR 1708 (FIRETOWER ROAD)	WEST OF EAST ARLINGTON BOULEVARD TO SR 1704 (FOURTEENTH STREET) IN GREENVILLE. WIDEN TO FOUR LANES.	2	Greenville Urban Area MPO	TO BE LET WITH U-5917.	DIVISION 2	T	UTILITIES	$ 1,000,000		$ 500,000	$ 500,000									
U-5785	HIGHWAY	SR 1708 (FIRETOWER ROAD)	WEST OF EAST ARLINGTON BOULEVARD TO SR 1704 (FOURTEENTH STREET) IN GREENVILLE. WIDEN TO FOUR LANES.	2	Greenville Urban Area MPO	TO BE LET WITH U-5917.	DIVISION 2	T	CONSTRUCTION	$ 20,500,000				$ 205,000	$ 8,365,000	$ 7,649,000	$ 4,281,000					
U-5785	HIGHWAY	SR 1708 (FIRETOWER ROAD)	WEST OF EAST ARLINGTON BOULEVARD TO SR 1704 (FOURTEENTH STREET) IN GREENVILLE. WIDEN TO FOUR LANES.	2	Greenville Urban Area MPO	TO BE LET WITH U-5917.	DIVISION 2			$ 18,000,000												
U-5870	HIGHWAY	SR 1708 (FIRETOWER ROAD)	SR 1704 (FOURTEENTH STREET) TO NC 33 (EAST 10TH STREET) IN GREENVILLE. WIDEN TO FOUR LANES.	2	Greenville Urban Area MPO		DIVISION 2	T	RIGHT-OF-WAY	$ 12,616,000		$ 126,000	$ 4,199,000	$ 5,767,000	$ 1,262,000	$ 1,262,000						
U-5870	HIGHWAY	SR 1708 (FIRETOWER ROAD)	SR 1704 (FOURTEENTH STREET) TO NC 33 (EAST 10TH STREET) IN GREENVILLE. WIDEN TO FOUR LANES.	2	Greenville Urban Area MPO		DIVISION 2	T	UTILITIES	$ 1,600,000		$ 800,000	$ 800,000									
U-5870	HIGHWAY	SR 1708 (FIRETOWER ROAD)	SR 1704 (FOURTEENTH STREET) TO NC 33 (EAST 10TH STREET) IN GREENVILLE. WIDEN TO FOUR LANES.	2	Greenville Urban Area MPO		DIVISION 2	T	CONSTRUCTION	$ 28,199,000				$ 282,000	$ 10,367,000	$ 9,859,000	$ 6,492,000	$ 1,199,000				
U-5870	HIGHWAY	SR 1708 (FIRETOWER ROAD)	SR 1704 (FOURTEENTH STREET) TO NC 33 (EAST 10TH STREET) IN GREENVILLE. WIDEN TO FOUR LANES.	2	Greenville Urban Area MPO		DIVISION 2			$ 12,950,000												
U-5875	HIGHWAY	SR 1203 (ALLEN ROAD)	SR 1467 (STANTONSBURG ROAD) TO US 13 (DICKINSON AVENUE EXTENSION). WIDEN TO FOUR LANES.	2	Greenville Urban Area MPO	RIGHT-OF-WAY IN PROGRESS.	DIVISION 2	T	CONSTRUCTION	$ 40,100,000		$ 8,822,000	$ 16,040,000	$ 10,827,000	$ 4,411,000							
U-5875	HIGHWAY	SR 1203 (ALLEN ROAD)	SR 1467 (STANTONSBURG ROAD) TO US 13 (DICKINSON AVENUE EXTENSION). WIDEN TO FOUR LANES.	2	Greenville Urban Area MPO	RIGHT-OF-WAY IN PROGRESS.	DIVISION 2			$ 5,063,000												
U-5917	HIGHWAY	SR 1704 (FOURTEENTH STREET)	RED BANKS ROAD TO SR 1708 (FIRETOWER ROAD). WIDEN TO ADD MEDIAN AND PROTECTED LEFT-TURN LANES.	2	Greenville Urban Area MPO	RIGHT-OF-WAY IN PROGRESS. TO BE LET WITH U-5785. BUILD NC BOND FUNDING: $793,508.60 FOR ROW PAYBACK 2019 - 2033, $1,349,849 FOR PE PAYBACK 2020 - 2034 (FY	DIVISION 2	T	ENGINEERING	$ 1,740,000	$ 116,000	$ 116,000	$ 116,000	$ 116,000	$ 116,000	$ 116,000	$ 116,000	$ 116,000	$ 116,000	$ 116,000	$ 116,000	$ 116,000
U-5917	HIGHWAY	SR 1704 (FOURTEENTH STREET)	RED BANKS ROAD TO SR 1708 (FIRETOWER ROAD). WIDEN TO ADD MEDIAN AND PROTECTED LEFT-TURN LANES.	2	Greenville Urban Area MPO	RIGHT-OF-WAY IN PROGRESS. TO BE LET WITH U-5785. BUILD NC BOND FUNDING: $793,508.60 FOR ROW PAYBACK 2019 - 2033, $1,349,849 FOR PE PAYBACK 2020 - 2034 (FY	DIVISION 2	T	UTILITIES	$ 2,772,000		$ 1,386,000	$ 1,386,000										

2024-2033 GUAMPO METROPOLITAN TRANSPORTATION IMPROVEMENT PROGRAM

												2024-2033 MTIP WINDOW										
PROJECT ID	MODE	ROUTE/CITY	DESCRIPTION	DIVISION	MPOs/RPOs	COMMENT	CATEGORY FUNDED	FUND SOURCE	ACTIVITY	TOTAL FUNDED (MAY INCLUDE PREVIOUSLY AUTHORIZED FUNDS)	FY 2023	FY 2024	FY 2025	FY 2026	FY 2027	FY 2028	FY 2029	FY 2030	FY 2031	FY 2032	FY 2033	AFTER 2033
U-5917	HIGHWAY	SR 1704 (FOURTEENTH STREET)	RED BANKS ROAD TO SR 1708 (FIRETOWER ROAD). WIDEN TO ADD MEDIAN AND PROTECTED LEFT-TURN LANES.	2	Greenville Urban Area MPO	RIGHT-OF-WAY IN PROGRESS. TO BE LET WITH U-5785. BUILD NC BOND FUNDING: $793,508.60 FOR ROW PAYBACK 2019 - 2033, $1,349,849 FOR PE PAYBACK 2020 - 2034 (FY	DIVISION 2	T	CONSTRUCTION	$ 14,902,000				$ 149,000	$ 6,814,000	$ 5,791,000	$ 2,148,000					
U-5917	HIGHWAY	SR 1704 (FOURTEENTH STREET)	RED BANKS ROAD TO SR 1708 (FIRETOWER ROAD). WIDEN TO ADD MEDIAN AND PROTECTED LEFT-TURN LANES.	2	Greenville Urban Area MPO	RIGHT-OF-WAY IN PROGRESS. TO BE LET WITH U-5785. BUILD NC BOND FUNDING: $793,508.60 FOR ROW PAYBACK 2019 - 2033, $1,349,849 FOR PE PAYBACK 2020 - 2034 (FY	DIVISION 2	T	BUILD NC ROW	$ 952,000	$ 68,000	$ 68,000	$ 68,000	$ 68,000	$ 68,000	$ 68,000	$ 68,000	$ 68,000	$ 68,000	$ 68,000	$ 68,000	$ 68,000	
U-5917	HIGHWAY	SR 1704 (FOURTEENTH STREET)	RED BANKS ROAD TO SR 1708 (FIRETOWER ROAD). WIDEN TO ADD MEDIAN AND PROTECTED LEFT-TURN LANES.	2	Greenville Urban Area MPO	RIGHT-OF-WAY IN PROGRESS. TO BE LET WITH U-5785. BUILD NC BOND FUNDING: $793,508.60 FOR ROW PAYBACK 2019 - 2033, $1,349,849 FOR PE PAYBACK 2020 - 2034 (FY	DIVISION 2			$ 5,897,000													
U-5952	HIGHWAY	GREENVILLE	GREENVILLE SIGNAL SYSTEM.	2	Greenville Urban Area MPO		REGION B	BG5200	UTILITIES	$ 750,000				$ 750,000								
U-5952	HIGHWAY	GREENVILLE	GREENVILLE SIGNAL SYSTEM.	2	Greenville Urban Area MPO		REGION B	BG5200	CONSTRUCTION	$ 12,000,000						$ 4,999,000	$ 5,291,000	$ 1,710,000				
U-5952	HIGHWAY	GREENVILLE	GREENVILLE SIGNAL SYSTEM.	2	Greenville Urban Area MPO		REGION B			$ 1,610,000												
U-5991	HIGHWAY	NC 43	SR 1708 (FIRETOWER ROAD) TO SR 1711 (WORTHINGTON ROAD). WIDEN TO MULTI-LANES.	2	Greenville Urban Area MPO		DIVISION 2	T	RIGHT-OF-WAY	$ 14,000,000					$ 140,000	$ 4,660,000	$ 6,400,000	$ 1,400,000	$ 1,400,000			
U-5991	HIGHWAY	NC 43	SR 1708 (FIRETOWER ROAD) TO SR 1711 (WORTHINGTON ROAD). WIDEN TO MULTI-LANES.	2	Greenville Urban Area MPO		DIVISION 2	T	UTILITIES	$ 7,500,000					$ 3,750,000	$ 3,750,000						
U-5991	HIGHWAY	NC 43	SR 1708 (FIRETOWER ROAD) TO SR 1711 (WORTHINGTON ROAD). WIDEN TO MULTI-LANES.	2	Greenville Urban Area MPO		DIVISION 2	T	CONSTRUCTION	$ 30,200,000							$ 302,000	$ 11,071,000	$ 10,567,000	$ 6,976,000	$ 1,284,000	
U-5991	HIGHWAY	NC 43	SR 1708 (FIRETOWER ROAD) TO SR 1711 (WORTHINGTON ROAD). WIDEN TO MULTI-LANES.	2	Greenville Urban Area MPO		DIVISION 2			$ 900,000												
U-6125	HIGHWAY	NC 33 (10TH STREET)	OXFORD ROAD TO SR 1702 (EVANS STREET). ACCESS MANAGEMENT.	2	Greenville Urban Area MPO		NOT FUNDED	T	RIGHT-OF-WAY	$ 6,800,000												$ 6,800,000

2024-2033 GUAMPO METROPOLITAN TRANSPORTATION IMPROVEMENT PROGRAM

												2024-2033 MTIP WINDOW										
PROJECT ID	MODE	ROUTE/CITY	DESCRIPTION	DIVISION	MPOs/RPOs	COMMENT	CATEGORY FUNDED	FUND SOURCE	ACTIVITY	TOTAL FUNDED (MAY INCLUDE PREVIOUSLY AUTHORIZED FUNDS)	FY 2023	FY 2024	FY 2025	FY 2026	FY 2027	FY 2028	FY 2029	FY 2030	FY 2031	FY 2032	FY 2033	AFTER 2033
U-6125	HIGHWAY	NC 33 (10TH STREET)	OXFORD ROAD TO SR 1702 (EVANS STREET). ACCESS MANAGEMENT.	2	Greenville Urban Area MPO		NOT FUNDED	T	UTILITIES	$ 3,500,000												$ 3,500,000
U-6125	HIGHWAY	NC 33 (10TH STREET)	OXFORD ROAD TO SR 1702 (EVANS STREET). ACCESS MANAGEMENT.	2	Greenville Urban Area MPO		NOT FUNDED	T	CONSTRUCTION	$ 14,199,000												$ 14,199,000
U-6125	HIGHWAY	NC 33 (10TH STREET)	OXFORD ROAD TO SR 1702 (EVANS STREET). ACCESS MANAGEMENT.	2	Greenville Urban Area MPO		NOT FUNDED			$ 10,000												
U-6147	HIGHWAY	NC 43 (CHARLES BOULEVARD)	US 264A (GREENVILLE BOULEVARD) TO SR 1726 (BELLS FORK ROAD). ACCESS MANAGEMENT.	2	Greenville Urban Area MPO		NOT FUNDED	T	RIGHT-OF-WAY	$ 5,900,000												$ 5,900,000
U-6147	HIGHWAY	NC 43 (CHARLES BOULEVARD)	US 264A (GREENVILLE BOULEVARD) TO SR 1726 (BELLS FORK ROAD). ACCESS MANAGEMENT.	2	Greenville Urban Area MPO		NOT FUNDED	T	UTILITIES	$ 800,000												$ 800,000
U-6147	HIGHWAY	NC 43 (CHARLES BOULEVARD)	US 264A (GREENVILLE BOULEVARD) TO SR 1726 (BELLS FORK ROAD). ACCESS MANAGEMENT.	2	Greenville Urban Area MPO		NOT FUNDED	T	CONSTRUCTION	$ 12,001,000												$ 12,001,000
U-6147	HIGHWAY	NC 43 (CHARLES BOULEVARD)	US 264A (GREENVILLE BOULEVARD) TO SR 1726 (BELLS FORK ROAD). ACCESS MANAGEMENT.	2	Greenville Urban Area MPO		NOT FUNDED			$ 10,000												
U-6195	HIGHWAY	SR 1467 (STANTONSBURG ROAD)	SR 1204 (B'S BARBEQUE ROAD) TO NC 11 (MEMORIAL DRIVE). ACCESS MANAGEMENT.	2	Greenville Urban Area MPO		NOT FUNDED	T	RIGHT-OF-WAY	$ 9,000,000												$ 9,000,000
U-6195	HIGHWAY	SR 1467 (STANTONSBURG ROAD)	SR 1204 (B'S BARBEQUE ROAD) TO NC 11 (MEMORIAL DRIVE). ACCESS MANAGEMENT.	2	Greenville Urban Area MPO		NOT FUNDED	T	UTILITIES	$ 2,100,000												$ 2,100,000
U-6195	HIGHWAY	SR 1467 (STANTONSBURG ROAD)	SR 1204 (B'S BARBEQUE ROAD) TO NC 11 (MEMORIAL DRIVE). ACCESS MANAGEMENT.	2	Greenville Urban Area MPO		NOT FUNDED	T	CONSTRUCTION	$ 21,601,000												$ 21,601,000
U-6195	HIGHWAY	SR 1467 (STANTONSBURG ROAD)	SR 1204 (B'S BARBEQUE ROAD) TO NC 11 (MEMORIAL DRIVE). ACCESS MANAGEMENT.	2	Greenville Urban Area MPO		NOT FUNDED			$ 10,000												
U-6196	HIGHWAY	SR 1702 (EVANS STREET)	SR 1155 (RED BANKS ROAD) TO WEST 5TH STREET. ACCESS MANAGEMENT.	2	Greenville Urban Area MPO		NOT FUNDED	T	RIGHT-OF-WAY	$ 9,500,000												$ 9,500,000

2024-2033 GUAMPO METROPOLITAN TRANSPORTATION IMPROVEMENT PROGRAM

												2024-2033 MTIP WINDOW										
PROJECT ID	MODE	ROUTE/CITY	DESCRIPTION	DIVISION	MPOs/RPOs	COMMENT	CATEGORY FUNDED	FUND SOURCE	ACTIVITY	TOTAL FUNDED (MAY INCLUDE PREVIOUSLY AUTHORIZED FUNDS)	FY 2023	FY 2024	FY 2025	FY 2026	FY 2027	FY 2028	FY 2029	FY 2030	FY 2031	FY 2032	FY 2033	AFTER 2033
U-6196	HIGHWAY	SR 1702 (EVANS STREET)	SR 1155 (RED BANKS ROAD) TO WEST 5TH STREET. ACCESS MANAGEMENT.	2	Greenville Urban Area MPO		NOT FUNDED	T	UTILITIES	$ 2,900,000												$ 2,900,000
U-6196	HIGHWAY	SR 1702 (EVANS STREET)	SR 1155 (RED BANKS ROAD) TO WEST 5TH STREET. ACCESS MANAGEMENT.	2	Greenville Urban Area MPO		NOT FUNDED	T	CONSTRUCTION	$ 9,300,000												$ 9,300,000
U-6196	HIGHWAY	SR 1702 (EVANS STREET)	SR 1155 (RED BANKS ROAD) TO WEST 5TH STREET. ACCESS MANAGEMENT.	2	Greenville Urban Area MPO		NOT FUNDED			$ 10,000												
U-6197	HIGHWAY	SR 1711 (WORTHINGTON ROAD)	SR 1725 (COUNTY HOME ROAD). UPGRADE INTERSECTION.	2	Greenville Urban Area MPO		DIVISION 2	T	RIGHT-OF-WAY	$ 900,000					$ 900,000							
U-6197	HIGHWAY	SR 1711 (WORTHINGTON ROAD)	SR 1725 (COUNTY HOME ROAD). UPGRADE INTERSECTION.	2	Greenville Urban Area MPO		DIVISION 2	T	UTILITIES	$ 500,000					$ 500,000							
U-6197	HIGHWAY	SR 1711 (WORTHINGTON ROAD)	SR 1725 (COUNTY HOME ROAD). UPGRADE INTERSECTION.	2	Greenville Urban Area MPO		DIVISION 2	T	CONSTRUCTION	$ 1,600,000							$ 732,000	$ 868,000				
U-6197	HIGHWAY	SR 1711 (WORTHINGTON ROAD)	SR 1725 (COUNTY HOME ROAD). UPGRADE INTERSECTION.	2	Greenville Urban Area MPO		DIVISION 2			$ 10,000												
U-6240	HIGHWAY	SR 1571 (WEST 5TH STREET)	REHABILITATION AND REALIGNMENT OF SR 1571 (WEST 5TH STREET) FROM CADILLAC STREET TO READE CIRCLE IN GREENVILLE.	2	Greenville Urban Area MPO	UNDER CONSTRUCTION. DP FUNDS REPRESENT BUILD GRANT FUNDS.	DIVISION 2	L	CONSTRUCTION	$ 6,690,000												
U-6240	HIGHWAY	SR 1571 (WEST 5TH STREET)	REHABILITATION AND REALIGNMENT OF SR 1571 (WEST 5TH STREET) FROM CADILLAC STREET TO READE CIRCLE IN GREENVILLE.	2	Greenville Urban Area MPO	UNDER CONSTRUCTION. DP FUNDS REPRESENT BUILD GRANT FUNDS.	DIVISION 2	DP	CONSTRUCTION	$ 11,790,000												
U-6240	HIGHWAY	SR 1571 (WEST 5TH STREET)	REHABILITATION AND REALIGNMENT OF SR 1571 (WEST 5TH STREET) FROM CADILLAC STREET TO READE CIRCLE IN GREENVILLE.	2	Greenville Urban Area MPO	UNDER CONSTRUCTION. DP FUNDS REPRESENT BUILD GRANT FUNDS.	DIVISION 2			$ 2,803,000												
TG-4767	PUBLIC TRANSIT	GREENVILLE AREA TRANSIT	ROUTINE CAPITAL - BUS STOP SHELTERS, BENCHES, SHOP EQUIPMENT, SPARE PARTS, ENGINES, FAREBOX, SERVICE VEHICLES, ETC	2	Greenville Urban Area MPO	FUNDS AUTHORIZED IN PROGRESS	PUBLIC TRANSIT	L	CAPITAL	$ 938,000	$ 120,000											
TG-4767	PUBLIC TRANSIT	GREENVILLE AREA TRANSIT	ROUTINE CAPITAL - BUS STOP SHELTERS, BENCHES, SHOP EQUIPMENT, SPARE PARTS, ENGINES, FAREBOX, SERVICE VEHICLES, ETC	2	Greenville Urban Area MPO	FUNDS AUTHORIZED IN PROGRESS	PUBLIC TRANSIT	5307	CAPITAL	$ 6,800,000	$ 481,000											

2024-2033 GUAMPO METROPOLITAN TRANSPORTATION IMPROVEMENT PROGRAM

												2024-2033 MTIP WINDOW										
PROJECT ID	MODE	ROUTE/CITY	DESCRIPTION	DIVISION	MPOs/RPOs	COMMENT	CATEGORY FUNDED	FUND SOURCE	ACTIVITY	TOTAL FUNDED (MAY INCLUDE PREVIOUSLY AUTHORIZED FUNDS)	FY 2023	FY 2024	FY 2025	FY 2026	FY 2027	FY 2028	FY 2029	FY 2030	FY 2031	FY 2032	FY 2033	AFTER 2033
TG-5107B	PUBLIC TRANSIT	GREENVILLE AREA TRANSIT	PREVENTIVE MAINTENANCE	2	Greenville Urban Area MPO	FUNDS AUTHORIZED IN PROGRESS	PUBLIC TRANSIT	L	OPERATIONS	$ 1,085,000	$ 135,000											
TG-5107B	PUBLIC TRANSIT	GREENVILLE AREA TRANSIT	PREVENTIVE MAINTENANCE	2	Greenville Urban Area MPO	FUNDS AUTHORIZED IN PROGRESS	PUBLIC TRANSIT	5307	OPERATIONS	$ 7,632,000	$ 540,000											
TG-5107C	PUBLIC TRANSIT	GREENVILLE AREA TRANSIT	OPERATING ASSISTANCE - ADA PARATRANSIT SERVICE	2	Greenville Urban Area MPO	FUNDS AUTHORIZED IN PROGRESS	PUBLIC TRANSIT	L	OPERATIONS	$ 298,000	$ 30,000											
TG-5107C	PUBLIC TRANSIT	GREENVILLE AREA TRANSIT	OPERATING ASSISTANCE - ADA PARATRANSIT SERVICE	2	Greenville Urban Area MPO	FUNDS AUTHORIZED IN PROGRESS	PUBLIC TRANSIT	5307	OPERATIONS	$ 2,036,000	$ 120,000											
TL-0009	PUBLIC TRANSIT	GREENVILLE AREA TRANSIT	FLEET SERVICE BUILDING EXPANSION.	2	Greenville Urban Area MPO		PUBLIC TRANSIT	L	CONSTRUCTION	$ 98,000												
TL-0009	PUBLIC TRANSIT	GREENVILLE AREA TRANSIT	FLEET SERVICE BUILDING EXPANSION.	2	Greenville Urban Area MPO		PUBLIC TRANSIT	CARES	CONSTRUCTION	$ 878,000												
TO-4726	PUBLIC TRANSIT	GREENVILLE AREA TRANSIT	OPERATING ASSISTANCE	2	Greenville Urban Area MPO	FUNDS AUTHORIZED IN PROGRESS	PUBLIC TRANSIT	SMAP	OPERATIONS	$ 4,058,000	$ 275,000											
TO-4726	PUBLIC TRANSIT	GREENVILLE AREA TRANSIT	OPERATING ASSISTANCE	2	Greenville Urban Area MPO	FUNDS AUTHORIZED IN PROGRESS	PUBLIC TRANSIT	L	OPERATIONS	$ 4,397,000	$ 540,000											
TO-4726	PUBLIC TRANSIT	GREENVILLE AREA TRANSIT	OPERATING ASSISTANCE	2	Greenville Urban Area MPO	FUNDS AUTHORIZED IN PROGRESS	PUBLIC TRANSIT	5307	OPERATIONS	$ 10,520,000	$ 540,000											
TP-5107	PUBLIC TRANSIT	GREENVILLE AREA TRANSIT	PLANNING ASSISTANCE - 5303	2	Greenville Urban Area MPO	FUNDS AUTHORIZED IN PROGRESS	PUBLIC TRANSIT	S	PLANNING	$ 24,000	$ 3,000											
TP-5107	PUBLIC TRANSIT	GREENVILLE AREA TRANSIT	PLANNING ASSISTANCE - 5303	2	Greenville Urban Area MPO	FUNDS AUTHORIZED IN PROGRESS	PUBLIC TRANSIT	L	PLANNING	$ 24,000	$ 3,000											
TP-5107	PUBLIC TRANSIT	GREENVILLE AREA TRANSIT	PLANNING ASSISTANCE - 5303	2	Greenville Urban Area MPO	FUNDS AUTHORIZED IN PROGRESS	PUBLIC TRANSIT	5303	PLANNING	$ 413,000	$ 27,000											

2024-2033 GUAMPO METROPOLITAN TRANSPORTATION IMPROVEMENT PROGRAM

												2024-2033 MTIP WINDOW										
PROJECT ID	MODE	ROUTE/CITY	DESCRIPTION	DIVISION	MPOs/RPOs	COMMENT	CATEGORY FUNDED	FUND SOURCE	ACTIVITY	TOTAL FUNDED (MAY INCLUDE PREVIOUSLY AUTHORIZED FUNDS)	FY 2023	FY 2024	FY 2025	FY 2026	FY 2027	FY 2028	FY 2029	FY 2030	FY 2031	FY 2032	FY 2033	AFTER 2033
TS-5112	PUBLIC TRANSIT	GREENVILLE AREA TRANSIT	SAFETY & SECURITY	2	Greenville Urban Area MPO	FUNDS AUTHORIZED IN PROGRESS	PUBLIC TRANSIT	5307	CAPITAL	$ 177,000												
RX-2002A	RAIL	SR 1726 (PORTERTOWN ROAD)	CLNA CROSSING 465482M IN GREENVILLE. CONSTRUCT SAFETY IMPROVEMENTS.	2	Greenville Urban Area MPO		DIVISION 2	RR	CONSTRUCTION	$ 362,000		$ 362,000										
RX-2002B	RAIL	SR 1704 (FOURTEENTH STREET)	CLNA CROSSING 465488D IN GREENVILLE. CONSTRUCT SAFETY IMPROVEMENTS.	2	Greenville Urban Area MPO		DIVISION 2	RR	CONSTRUCTION	$ 345,000		$ 345,000										
RX-2002C	RAIL	US 264 ALTERNATE (GREENVILLE BOULEVARD)	CLNA CROSSING 465489K IN GREENVILLE. CONSTRUCT SAFETY IMPROVEMENTS.	2	Greenville Urban Area MPO		DIVISION 2	RR	CONSTRUCTION	$ 345,000		$ 345,000										
RX-2002E	RAIL	SR 1530 (AIRPORT ROAD)	CSX CROSSING 641860P IN GREENVILLE. CONSTRUCT SAFETY IMPROVEMENTS.	2	Greenville Urban Area MPO		DIVISION 2	RR	CONSTRUCTION	$ 530,000					$ 530,000							
U-6215	HIGHWAY	NC 33	SR 1755 (BLACKJACK-SIMPSON ROAD) TO SR 1760 (MOBLEYS BRIDGE ROAD). WIDEN TO MULTI-LANES.	2	Greenville Urban Area MPO, Mid-East RPO		NOT FUNDED	T	RIGHT-OF-WAY	$ 30,100,000												$ 30,100,000
U-6215	HIGHWAY	NC 33	SR 1755 (BLACKJACK-SIMPSON ROAD) TO SR 1760 (MOBLEYS BRIDGE ROAD). WIDEN TO MULTI-LANES.	2	Greenville Urban Area MPO, Mid-East RPO		NOT FUNDED	T	UTILITIES	$ 2,900,000												$ 2,900,000
U-6215	HIGHWAY	NC 33	SR 1755 (BLACKJACK-SIMPSON ROAD) TO SR 1760 (MOBLEYS BRIDGE ROAD). WIDEN TO MULTI-LANES.	2	Greenville Urban Area MPO, Mid-East RPO		NOT FUNDED	T	CONSTRUCTION	$ 70,099,000												$ 70,099,000
U-6215	HIGHWAY	NC 33	SR 1755 (BLACKJACK-SIMPSON ROAD) TO SR 1760 (MOBLEYS BRIDGE ROAD). WIDEN TO MULTI-LANES.	2	Greenville Urban Area MPO, Mid-East RPO		NOT FUNDED			$ 10,000												
F-5703	FERRY	VARIOUS	REPLACEMENT VESSEL (SUPPORT FLEET) FOR TUGS AND BARGES	1, 2, 3	Jacksonville Urban Area MPO, Albemarle RPO, Cape Fear RPO, Wilmington Urban Area MPO, Eastern Carolina RPO, Grand Strand Area Transportation Study, Greenville Urban Area MPO, Mid-Carolina RPO, Mid-East RPO, New Bern Area MPO, Peanut Belt RPO		DIVISION 1, 2, 3			$ 6,250,000												
HS-2002T	HIGHWAY	US 264	US 264 BETWEEN THE WILSON COUNTY LINE AND SR 1128 (DAVENPORT FARM ROAD) / SR 1206 (BELL ARTHUR ROAD) IN PITT COUNTY. INSTALL RUMBLE STRIPES.	2	Mid-East RPO, Eastern Carolina RPO, Greenville Urban Area MPO	UNDER CONSTRUCTION.	REGION B	HSIP	CONSTRUCTION	$ 378,000	$ 378,000											
I-6035	HIGHWAY	US 264/US 258 (FUTURE I-587)	GREENE COUNTY LINE TO SR 1467 (STANTONSBURG ROAD) INTERCHANGE (GREENVILLE SOUTHWEST BYPASS). PAVEMENT REHABILITATION.	2	Mid-East RPO, Greenville Urban Area MPO	UNDER CONSTRUCTION. TO BE LET WITH I-6032. GARVEE BOND FUNDING $12M FOR CON, PAYBACK FY 2019-2033.	STATEWIDE MOBILITY	NHPIM	GARVEE CON	$ 14,420,000	$ 1,030,000	$ 1,030,000	$ 1,030,000	$ 1,030,000	$ 1,030,000	$ 1,030,000	$ 1,030,000	$ 1,030,000	$ 1,030,000	$ 1,030,000	$ 1,030,000	

2024-2033 GUAMPO METROPOLITAN TRANSPORTATION IMPROVEMENT PROGRAM

												2024-2033 MTIP WINDOW										
PROJECT ID	MODE	ROUTE/CITY	DESCRIPTION	DIVISION	MPOs/RPOs	COMMENT	CATEGORY FUNDED	FUND SOURCE	ACTIVITY	TOTAL FUNDED (MAY INCLUDE PREVIOUSLY AUTHORIZED FUNDS)	FY 2023	FY 2024	FY 2025	FY 2026	FY 2027	FY 2028	FY 2029	FY 2030	FY 2031	FY 2032	FY 2033	AFTER 2033
I-6035	HIGHWAY	US 264/US 258 (FUTURE I-587)	GREENE COUNTY LINE TO SR 1467 (STANTONSBURG ROAD) INTERCHANGE (GREENVILLE SOUTHWEST BYPASS). PAVEMENT REHABILITATION.	2	Mid-East RPO, Greenville Urban Area MPO	UNDER CONSTRUCTION. TO BE LET WITH I-6032. GARVEE BOND FUNDING $12M FOR CON, PAYBACK FY 2019-2033.	STATEWIDE MOBILITY			$ 21,960,000												
HS-2002S	HIGHWAY	NC 43	NC 43 BETWEEN NC 118 IN CRAVEN COUNTY AND SR 1730 (HERMAN GARRIS ROAD) IN PITT COUNTY, NC 43 BETWEEN SR 1205 (ROCK SPRING ROAD) AND THE SOUTHERN LIMITS OF FALKLAND, AND NC 43 BETWEEN THE NORTHERN LIMITS OF FALKLAND IN PITT COUNTY AND NC 42 IN EDGECOMBE COUNTY. INSTALL RUMBLE STRIPES WITH SIX-INCH PAVEMENT MARKINGS.	2, 4	Mid-East RPO, Greenville Urban Area MPO, Down East RPO, Upper Coastal Plain RPO		REGION A, B	HSIP	CONSTRUCTION	$ 760,000		$ 760,000										
E-4018	BIKE/PED	VARIOUS	NATIONAL RECREATIONAL TRAILS.	99	STATEWIDE PROJECT	IN PROGRESS	DIVISION SW	TA	CONSTRUCTION	$ 19,200,000	$ 1,200,000	$ 1,200,000	$ 1,200,000	$ 1,200,000	$ 1,200,000	$ 1,200,000	$ 1,200,000	$ 1,200,000	$ 1,200,000	$ 1,200,000	$ 1,200,000	$ 2,400,000
E-4018	BIKE/PED	VARIOUS	NATIONAL RECREATIONAL TRAILS.	99	STATEWIDE PROJECT	IN PROGRESS	DIVISION SW			$ 1,845,000												
EB-3314	BIKE/PED	VARIOUS	STATEWIDE PEDESTRIAN FACILITIES PROGRAM.	99	STATEWIDE PROJECT	UNDER CONSTRUCTION	PRE-STI (TRANSITION)			$ 6,476,000												
EB-6033	BIKE/PED	VARIOUS	SAFE ROUTES TO SCHOOL EDUCATION.	99	STATEWIDE PROJECT	IN PROGRESS	DIVISION SW			$ 2,833,000												
ER-2971	BIKE/PED	VARIOUS	SIDEWALK PROGRAM IN ALL FOURTEEN HIGHWAY DIVISIONS.	99	STATEWIDE PROJECT	IN PROGRESS - $182,000 IN STPDA FUNDS ALLOCATED TO ER-2971E	PRE-STI (TRANSITION)			$ 25,408,000												
B-8888	HIGHWAY	VARIOUS	BRIDGE REPLACEMENT PROGRAM - UNPROGRAMMED BALANCE	99	STATEWIDE PROJECT		DIVISION SW	BGOFF	CONSTRUCTION	$ -	$ -											
B-8888DIV	HIGHWAY	VARIOUS	BRIDGE REPLACEMENT PROGRAM - UNPROGRAMMED BALANCE	99	STATEWIDE PROJECT		DIVISION SW	BFP	CONSTRUCTION	$ -	$ -											
B-8888REG	HIGHWAY	VARIOUS	BRIDGE REPLACEMENT PROGRAM - UNPROGRAMMED BALANCE	99	STATEWIDE PROJECT		REGION SW	BFP	CONSTRUCTION	$ -	$ -											
B-8888SW	HIGHWAY	VARIOUS	BRIDGE REPLACEMENT PROGRAM - UNPROGRAMMED BALANCE	99	STATEWIDE PROJECT		STATEWIDE MOBILITY	BFP	CONSTRUCTION	$ -	$ -											
B-9999	HIGHWAY	VARIOUS	BRIDGE INSPECTION PROGRAM.	99	STATEWIDE PROJECT	IN PROGRESS				$ 257,354,000												

2024-2033 GUAMPO METROPOLITAN TRANSPORTATION IMPROVEMENT PROGRAM

												2024-2033 MTIP WINDOW										
PROJECT ID	MODE	ROUTE/CITY	DESCRIPTION	DIVISION	MPOs/RPOs	COMMENT	CATEGORY FUNDED	FUND SOURCE	ACTIVITY	TOTAL FUNDED (MAY INCLUDE PREVIOUSLY AUTHORIZED FUNDS)	FY 2023	FY 2024	FY 2025	FY 2026	FY 2027	FY 2028	FY 2029	FY 2030	FY 2031	FY 2032	FY 2033	AFTER 2033
B-9999DIV	HIGHWAY	VARIOUS	BRIDGE INSPECTION PROGRAM.	99	STATEWIDE PROJECT		DIVISION SW	BG	IMPLEMENTATION	$ 7,200,000												
B-9999REG	HIGHWAY	VARIOUS	BRIDGE INSPECTION PROGRAM.	99	STATEWIDE PROJECT		REGION SW	BG	IMPLEMENTATION	$ 7,200,000												
B-9999SW	HIGHWAY	VARIOUS	BRIDGE INSPECTION PROGRAM.	99	STATEWIDE PROJECT		STATEWIDE MOBILITY	BG	IMPLEMENTATION	$ 9,600,000												
BK-5100	HIGHWAY	VARIOUS	ESTABLISH BRIDGE MANAGEMENT SYSTEM.	99	STATEWIDE PROJECT	IN PROGRESS	DIVISION SW			$ 2,500,000												
BK-5101	HIGHWAY	VARIOUS	DECK PRESERVATION AT 15 SELECTED LOCATIONS.	99	STATEWIDE PROJECT	UNDER CONSTRUCTION	DIVISION SW			$ 12,337,000												
BK-5102	HIGHWAY	VARIOUS	BRIDGE PAINTING AT 19 SELECTED LOCATIONS.	99	STATEWIDE PROJECT	IN PROGRESS	DIVISION SW			$ 10,918,000												
BP-5500	HIGHWAY	VARIOUS	BRIDGE PRESERVATION ISSUES AT SELECTED SITES.	99	STATEWIDE PROJECT					$ 32,648,000												
C-3600	HIGHWAY	VARIOUS	DEPARTMENT OF MOTOR VEHICLES (DMV), VEHICLE EMISSION COMPLIANCE SYSTEM. UPGRADE NORTH CAROLINA'S MOTOR VEHICLE EMISSIONS INSPECTION AND MAINTENANCE (I/M) PROGRAM.	99	STATEWIDE PROJECT	IN PROGRESS BY DEPARTMENT OF MOTOR VEHICLES	EXEMPT			$ 6,702,000												
C-4902	HIGHWAY	NORTH CAROLINA STATE UNIVERSITY	NORTH CAROLINA STATE UNIVERSITY SOLAR CENTER CLEAN TRANSPORTATION PROGRAM. DEVELOP AND ADMINISTER A SEVEN YEAR CLEAN FUEL-ADVANCED TECHNOLOGY REBATE PROGRAM IN ALL CMAQ ELIGIBLE COUNTIES TO REDUCE EMISSIONS.	99	STATEWIDE PROJECT	IN PROGRESS BY NORTH CAROLINA STATE UNIVERSITY	EXEMPT			$ 4,694,000												
C-5600	HIGHWAY	VARIOUS	STATEWIDE CMAQ PROJECTS TO IMPROVE AIR QUALITY WITHIN NONATTAINMENT AND MAINTENANCE AREAS.	99	STATEWIDE PROJECT		EXEMPT			$ 41,540,000												
C-5702	HIGHWAY	VARIOUS	NORTH CAROLINA CLEAN ENERGY TECHNOLOGY CENTER. CONDUCT A CLEAN-FUEL ADVANCED TECHNOLOGY OUTREACH AND AWARENESS PROGRAM, INCLUDING EMISSIONS-REDUCING SUB-AWARDS, IN ALL CMAQ-ELIGIBLE COUNTIES.	99	STATEWIDE PROJECT		EXEMPT			$ 2,994,000												
C-5702D	HIGHWAY	VARIOUS	NORTH CAROLINA CLEAN ENERGY TECHNOLOGY CENTER. CONDUCT A CLEAN-FUEL ADVANCED TECHNOLOGY OUTREACH AND AWARENESS PROGRAM IN ALL CMAQ-ELIGIBLE COUNTIES.	99	STATEWIDE PROJECT		EXEMPT	L	IMPLEMENTATION	$ 349,000	$ 349,000											

2024-2033 GUAMPO METROPOLITAN TRANSPORTATION IMPROVEMENT PROGRAM

												2024-2033 MTIP WINDOW										
PROJECT ID	MODE	ROUTE/CITY	DESCRIPTION	DIVISION	MPOs/RPOs	COMMENT	CATEGORY FUNDED	FUND SOURCE	ACTIVITY	TOTAL FUNDED (MAY INCLUDE PREVIOUSLY AUTHORIZED FUNDS)	FY 2023	FY 2024	FY 2025	FY 2026	FY 2027	FY 2028	FY 2029	FY 2030	FY 2031	FY 2032	FY 2033	AFTER 2033
C-5702D	HIGHWAY	VARIOUS	NORTH CAROLINA CLEAN ENERGY TECHNOLOGY CENTER. CONDUCT A CLEAN-FUEL ADVANCED TECHNOLOGY OUTREACH AND AWARENESS PROGRAM IN ALL CMAQ-ELIGIBLE COUNTIES.	99	STATEWIDE PROJECT		EXEMPT	L	IMPLEMENTATION	$ 303,000												
C-5702D	HIGHWAY	VARIOUS	NORTH CAROLINA CLEAN ENERGY TECHNOLOGY CENTER. CONDUCT A CLEAN-FUEL ADVANCED TECHNOLOGY OUTREACH AND AWARENESS PROGRAM IN ALL CMAQ-ELIGIBLE COUNTIES.	99	STATEWIDE PROJECT		EXEMPT	CMAQ	IMPLEMENTATION	$ 1,210,000												
C-5702D	HIGHWAY	VARIOUS	NORTH CAROLINA CLEAN ENERGY TECHNOLOGY CENTER. CONDUCT A CLEAN-FUEL ADVANCED TECHNOLOGY OUTREACH AND AWARENESS PROGRAM IN ALL CMAQ-ELIGIBLE COUNTIES.	99	STATEWIDE PROJECT		EXEMPT	CMAQ	IMPLEMENTATION	$ 1,396,000	$ 1,396,000											
C-5702E	HIGHWAY	VARIOUS	NORTH CAROLINA CLEAN ENERGY TECHNOLOGY CENTER. EMISSIONS-REDUCING SUB-AWARDS IN ALL CMAQ-ELIGIBLE COUNTIES.	99	STATEWIDE PROJECT		EXEMPT	L	IMPLEMENTATION	$ 306,000												
C-5702E	HIGHWAY	VARIOUS	NORTH CAROLINA CLEAN ENERGY TECHNOLOGY CENTER. EMISSIONS-REDUCING SUB-AWARDS IN ALL CMAQ-ELIGIBLE COUNTIES.	99	STATEWIDE PROJECT		EXEMPT	L	IMPLEMENTATION	$ 811,000	$ 811,000											
C-5702E	HIGHWAY	VARIOUS	NORTH CAROLINA CLEAN ENERGY TECHNOLOGY CENTER. EMISSIONS-REDUCING SUB-AWARDS IN ALL CMAQ-ELIGIBLE COUNTIES.	99	STATEWIDE PROJECT		EXEMPT	CMAQ	IMPLEMENTATION	$ 1,222,000												
C-5702E	HIGHWAY	VARIOUS	NORTH CAROLINA CLEAN ENERGY TECHNOLOGY CENTER. EMISSIONS-REDUCING SUB-AWARDS IN ALL CMAQ-ELIGIBLE COUNTIES.	99	STATEWIDE PROJECT		EXEMPT	CMAQ	IMPLEMENTATION	$ 3,245,000	$ 3,245,000											
ER-5600	HIGHWAY	VARIOUS	VEGETATION MANAGEMENT - CLEAR ZONE IMPROVEMENT AND MANAGEMENT STATEWIDE.	99	STATEWIDE PROJECT	IN PROGRESS	DIVISION SW	STPE	CONSTRUCTION	$ 4,000,000	$ 2,000,000											
ER-5600	HIGHWAY	VARIOUS	VEGETATION MANAGEMENT - CLEAR ZONE IMPROVEMENT AND MANAGEMENT STATEWIDE.	99	STATEWIDE PROJECT	IN PROGRESS	DIVISION SW			$ 3,264,000												
HB-8888	HIGHWAY	VARIOUS	BRIDGE REPLACEMENT PROGRAM - UNPROGRAMMED BALANCE	99	STATEWIDE PROJECT		DIVISION SW	BGOFF	CONSTRUCTION	$ 353,413,000		$ 6,844,000	$ 32,732,000	$ 19,395,000	$ 11,028,000	$ 12,892,000	$ 32,990,000	$ 35,922,000	$ 31,434,000	$ 37,990,000	$ 44,062,000	$ 88,124,000
HB-8888DIV	HIGHWAY	VARIOUS	BRIDGE REPLACEMENT PROGRAM - UNPROGRAMMED BALANCE	99	STATEWIDE PROJECT		DIVISION SW	BFP	CONSTRUCTION	$ 155,544,000		$ -	$ -	$ -	$ -	$ -	$ 3,140,000	$ 8,012,000	$ 12,549,000	$ 28,274,000	$ 32,711,000	$ 70,858,000
HB-8888REG	HIGHWAY	VARIOUS	BRIDGE REPLACEMENT PROGRAM - UNPROGRAMMED BALANCE	99	STATEWIDE PROJECT		REGION SW	BFP	CONSTRUCTION	$ 155,544,000		$ -	$ -	$ -	$ -	$ -	$ 3,140,000	$ 8,012,000	$ 12,549,000	$ 28,274,000	$ 32,711,000	$ 70,858,000

2024-2033 GUAMPO METROPOLITAN TRANSPORTATION IMPROVEMENT PROGRAM

												2024-2033 MTIP WINDOW										
PROJECT ID	MODE	ROUTE/CITY	DESCRIPTION	DIVISION	MPOs/RPOs	COMMENT	CATEGORY FUNDED	FUND SOURCE	ACTIVITY	TOTAL FUNDED (MAY INCLUDE PREVIOUSLY AUTHORIZED FUNDS)	FY 2023	FY 2024	FY 2025	FY 2026	FY 2027	FY 2028	FY 2029	FY 2030	FY 2031	FY 2032	FY 2033	AFTER 2033
HB-8888SW	HIGHWAY	VARIOUS	BRIDGE REPLACEMENT PROGRAM - UNPROGRAMMED BALANCE	99	STATEWIDE PROJECT		STATEWIDE MOBILITY	BFP	CONSTRUCTION	$ 207,391,000		$ -	$ -	$ -	$ -	$ -	$ 4,186,000	$ 10,683,000	$ 16,732,000	$ 37,699,000	$ 43,615,000	$ 94,476,000
HB-9999ADIV	HIGHWAY	VARIOUS	BRIDGE INSPECTION PROGRAM INSPECTIONS.	99	STATEWIDE PROJECT		DIVISION SW	T	ENGINEERING	$ 117,000,000	$ 7,800,000	$ 7,800,000	$ 7,800,000	$ 7,800,000	$ 7,800,000	$ 7,800,000	$ 7,800,000	$ 7,800,000	$ 7,800,000	$ 7,800,000	$ 7,800,000	$ 15,600,000
HB-9999AREG	HIGHWAY	VARIOUS	BRIDGE INSPECTION PROGRAM INSPECTIONS.	99	STATEWIDE PROJECT		REGION SW	T	ENGINEERING	$ 117,000,000	$ 7,800,000	$ 7,800,000	$ 7,800,000	$ 7,800,000	$ 7,800,000	$ 7,800,000	$ 7,800,000	$ 7,800,000	$ 7,800,000	$ 7,800,000	$ 7,800,000	$ 15,600,000
HB-9999ASW	HIGHWAY	VARIOUS	BRIDGE INSPECTION PROGRAM INSPECTIONS.	99	STATEWIDE PROJECT		STATEWIDE MOBILITY	T	ENGINEERING	$ 156,000,000	$ 10,400,000	$ 10,400,000	$ 10,400,000	$ 10,400,000	$ 10,400,000	$ 10,400,000	$ 10,400,000	$ 10,400,000	$ 10,400,000	$ 10,400,000	$ 10,400,000	$ 20,800,000
HB-9999BDIV	HIGHWAY	VARIOUS	BRIDGE INSPECTION PROGRAM STRUCTURE INVENTORY AND APPRAISAL.	99	STATEWIDE PROJECT		DIVISION SW	T	ENGINEERING	$ 9,000,000	$ 600,000	$ 600,000	$ 600,000	$ 600,000	$ 600,000	$ 600,000	$ 600,000	$ 600,000	$ 600,000	$ 600,000	$ 600,000	$ 1,200,000
HB-9999CDIV	HIGHWAY	VARIOUS	BRIDGE INSPECTION PROGRAM ANALYSIS.	99	STATEWIDE PROJECT		DIVISION SW	T	ENGINEERING	$ 11,700,000	$ 780,000	$ 780,000	$ 780,000	$ 780,000	$ 780,000	$ 780,000	$ 780,000	$ 780,000	$ 780,000	$ 780,000	$ 780,000	$ 1,560,000
HB-9999CREG	HIGHWAY	VARIOUS	BRIDGE INSPECTION PROGRAM ANALYSIS.	99	STATEWIDE PROJECT		REGION SW	T	ENGINEERING	$ 11,700,000	$ 780,000	$ 780,000	$ 780,000	$ 780,000	$ 780,000	$ 780,000	$ 780,000	$ 780,000	$ 780,000	$ 780,000	$ 780,000	$ 1,560,000
HB-9999CSW	HIGHWAY	VARIOUS	BRIDGE INSPECTION PROGRAM ANALYSIS.	99	STATEWIDE PROJECT		STATEWIDE MOBILITY	T	ENGINEERING	$ 15,600,000	$ 1,040,000	$ 1,040,000	$ 1,040,000	$ 1,040,000	$ 1,040,000	$ 1,040,000	$ 1,040,000	$ 1,040,000	$ 1,040,000	$ 1,040,000	$ 1,040,000	$ 2,080,000
HI-9999	HIGHWAY	VARIOUS	INTERSTATE MAINTENANCE PROGRAM - UNPROGRAMMED BALANCE	99	STATEWIDE PROJECT		STATEWIDE MOBILITY	NHPIM	CONSTRUCTION	$ 760,210,000						$ -	$ 33,989,000	$ 44,962,000	$ 114,263,000	$ 141,749,000	$ 141,749,000	$ 283,498,000
HO-0010B	HIGHWAY	STATEWIDE TRAFFIC OPERATIONS	IMPLEMENT STATEWIDE TRAFFIC OPERATIONS ACTIVITIES SUCH AS TRAFFIC MANAGEMENT CENTERS, TRAVELER INFORMATION, INTELLIGENT TRANSPORTATION SYSTEMS (ITS), AND TRAFFIC INCIDENT AND EVENT MANAGEMENT ACROSS THE ENTIRE STATE.	99	STATEWIDE PROJECT		STATEWIDE MOBILITY	S(M)	IMPLEMENTATION	$ 2,000,000		$ 1,000,000	$ 1,000,000									
HO-0010B	HIGHWAY	STATEWIDE TRAFFIC OPERATIONS	IMPLEMENT STATEWIDE TRAFFIC OPERATIONS ACTIVITIES SUCH AS TRAFFIC MANAGEMENT CENTERS, TRAVELER INFORMATION, INTELLIGENT TRANSPORTATION SYSTEMS (ITS), AND TRAFFIC INCIDENT AND EVENT MANAGEMENT ACROSS THE ENTIRE STATE.	99	STATEWIDE PROJECT		STATEWIDE MOBILITY	CRPANY	IMPLEMENTATION	$ 8,000,000		$ 4,000,000	$ 4,000,000									
HS-2015DIV	HIGHWAY	VARIOUS	VULNERABLE ROAD USER PEDESTRIAN / BICYCLE IMPROVEMENT PROGRAM.	99	STATEWIDE PROJECT		DIVISION SW	VRU	CONSTRUCTION	$ 2,100,000		$ 2,100,000										

2024-2033 GUAMPO METROPOLITAN TRANSPORTATION IMPROVEMENT PROGRAM

												2024-2033 MTIP WINDOW										
PROJECT ID	MODE	ROUTE/CITY	DESCRIPTION	DIVISION	MPOs/RPOs	COMMENT	CATEGORY FUNDED	FUND SOURCE	ACTIVITY	TOTAL FUNDED (MAY INCLUDE PREVIOUSLY AUTHORIZED FUNDS)	FY 2023	FY 2024	FY 2025	FY 2026	FY 2027	FY 2028	FY 2029	FY 2030	FY 2031	FY 2032	FY 2033	AFTER 2033
HS-2015REG	HIGHWAY	VARIOUS	VULNERABLE ROAD USER PEDESTRIAN / BICYCLE IMPROVEMENT PROGRAM.	99	STATEWIDE PROJECT		REGION SW	VRU	CONSTRUCTION	$ 2,100,000		$ 2,100,000										
HS-2015SW	HIGHWAY	VARIOUS	VULNERABLE ROAD USER PEDESTRIAN / BICYCLE IMPROVEMENT PROGRAM.	99	STATEWIDE PROJECT		STATEWIDE MOBILITY	VRU	CONSTRUCTION	$ 2,800,000		$ 2,800,000										
HS-9999DIV	HIGHWAY	VARIOUS	HIGHWAY SAFETY IMPROVEMENT PROGRAM - UNPROGRAMMED BALANCE	99	STATEWIDE PROJECT		DIVISION SW	HSIP	CONSTRUCTION	$ 224,403,000		$ 8,367,000	$ 13,338,000	$ 15,801,000	$ 20,761,000	$ 20,711,000	$ 20,576,000	$ 20,734,000	$ 20,823,000	$ 20,823,000	$ 20,823,000	$ 41,646,000
HS-9999REG	HIGHWAY	VARIOUS	HIGHWAY SAFETY IMPROVEMENT PROGRAM - UNPROGRAMMED BALANCE	99	STATEWIDE PROJECT		REGION SW	HSIP	CONSTRUCTION	$ 224,453,000		$ 8,367,000	$ 13,388,000	$ 15,801,000	$ 20,761,000	$ 20,711,000	$ 20,576,000	$ 20,734,000	$ 20,823,000	$ 20,823,000	$ 20,823,000	$ 41,646,000
HS-9999SW	HIGHWAY	VARIOUS	HIGHWAY SAFETY IMPROVEMENT PROGRAM - UNPROGRAMMED BALANCE	99	STATEWIDE PROJECT		STATEWIDE MOBILITY	HSIP	CONSTRUCTION	$ 299,269,000		$ 11,156,000	$ 17,850,000	$ 21,068,000	$ 27,682,000	$ 27,614,000	$ 27,434,000	$ 27,645,000	$ 27,764,000	$ 27,764,000	$ 27,764,000	$ 55,528,000
HV-0001	HIGHWAY	VARIOUS	CONSTRUCTION OF ELECTRIC VEHICLE SUPPLY EQUIPMENT ALONG NORTH CAROLINA'S ALTERNATIVE CORRIDORS AND NEVI PLANNING.	99	STATEWIDE PROJECT		DIVISION SW	NEVI	ENGINEERING	$ 500,000	$ 500,000											
HV-0001	HIGHWAY	VARIOUS	CONSTRUCTION OF ELECTRIC VEHICLE SUPPLY EQUIPMENT ALONG NORTH CAROLINA'S ALTERNATIVE CORRIDORS AND NEVI PLANNING.	99	STATEWIDE PROJECT		DIVISION SW	NEVI	ENGINEERING	$ 721,000	$ 721,000											
HV-9999	HIGHWAY	VARIOUS	NATIONAL ELECTRIC VEHICLE INFRASTRUCTURE PROGRAM (NEVI) - UNPROGRAMMED BALANCE.	99	STATEWIDE PROJECT		DIVISION SW	NEVI	CONSTRUCTION	$ 271,079,000	$ 38,859,000	$ 23,222,000	$ 23,222,000	$ 23,222,000	$ 23,222,000	$ 23,222,000	$ 23,222,000	$ 23,222,000	$ 23,222,000	$ 23,222,000	$ 23,222,000	
M-0219	HIGHWAY	VARIOUS	PHOTOGRAMMETRY, PRELIMINARY ENGINEERING FOR MISCELLANEOUS PROJECTS	99	STATEWIDE PROJECT		STATEWIDE MOBILITY			$ 4,258,000												
M-0219DIV	HIGHWAY	VARIOUS	PHOTOGRAMMETRY, PRELIMINARY ENGINEERING FOR MISCELLANEOUS PROJECTS	99	STATEWIDE PROJECT		DIVISION SW	T	ENGINEERING	$ 1,200,000	$ 75,000	$ 75,000	$ 75,000	$ 75,000	$ 75,000	$ 75,000	$ 75,000	$ 75,000	$ 75,000	$ 75,000	$ 75,000	$ 150,000
M-0219REG	HIGHWAY	VARIOUS	PHOTOGRAMMETRY, PRELIMINARY ENGINEERING FOR MISCELLANEOUS PROJECTS	99	STATEWIDE PROJECT		REGION SW	T	ENGINEERING	$ 1,200,000	$ 75,000	$ 75,000	$ 75,000	$ 75,000	$ 75,000	$ 75,000	$ 75,000	$ 75,000	$ 75,000	$ 75,000	$ 75,000	$ 150,000
M-0219SW	HIGHWAY	VARIOUS	PHOTOGRAMMETRY, PRELIMINARY ENGINEERING FOR MISCELLANEOUS PROJECTS	99	STATEWIDE PROJECT		STATEWIDE MOBILITY	T	ENGINEERING	$ 1,600,000	$ 100,000	$ 100,000	$ 100,000	$ 100,000	$ 100,000	$ 100,000	$ 100,000	$ 100,000	$ 100,000	$ 100,000	$ 100,000	$ 200,000

2024-2033 GUAMPO METROPOLITAN TRANSPORTATION IMPROVEMENT PROGRAM

												2024-2033 MTIP WINDOW										
PROJECT ID	MODE	ROUTE/CITY	DESCRIPTION	DIVISION	MPOs/RPOs	COMMENT	CATEGORY FUNDED	FUND SOURCE	ACTIVITY	TOTAL FUNDED (MAY INCLUDE PREVIOUSLY AUTHORIZED FUNDS)	FY 2023	FY 2024	FY 2025	FY 2026	FY 2027	FY 2028	FY 2029	FY 2030	FY 2031	FY 2032	FY 2033	AFTER 2033
M-0360	HIGHWAY	VARIOUS	TECHNICAL SERVICES, PRELIMINARY ENGINEERING FOR MISCELLANEOUS PROJECTS.	99	STATEWIDE PROJECT	IN PROGRESS				$ 17,088,000												
M-0360DIV	HIGHWAY	VARIOUS	TECHNICAL SERVICES, PRELIMINARY ENGINEERING FOR MISCELLANEOUS PROJECTS.	99	STATEWIDE PROJECT		DIVISION SW	T	ENGINEERING	$ 1,200,000	$ 300,000											
M-0360REG	HIGHWAY	VARIOUS	TECHNICAL SERVICES, PRELIMINARY ENGINEERING FOR MISCELLANEOUS PROJECTS.	99	STATEWIDE PROJECT		REGION SW	T	ENGINEERING	$ 1,200,000	$ 300,000											
M-0360SW	HIGHWAY	VARIOUS	TECHNICAL SERVICES, PRELIMINARY ENGINEERING FOR MISCELLANEOUS PROJECTS.	99	STATEWIDE PROJECT		STATEWIDE MOBILITY	T	ENGINEERING	$ 1,600,000	$ 400,000											
M-0376	HIGHWAY	VARIOUS	STATEWIDE GEOTECHNICAL STUDIES AND INVESTIGATIONS PROJECT TO COVER NON-PROJECT SPECIFIC WORK.	99	STATEWIDE PROJECT	IN PROGRESS				$ 12,931,000												
M-0376DIV	HIGHWAY	VARIOUS	STATEWIDE GEOTECHNICAL STUDIES AND INVESTIGATIONS PROJECT TO COVER NON-PROJECT SPECIFIC WORK.	99	STATEWIDE PROJECT		DIVISION SW	T	ENGINEERING	$ 4,320,000	$ 270,000	$ 270,000	$ 270,000	$ 270,000	$ 270,000	$ 270,000	$ 270,000	$ 270,000	$ 270,000	$ 270,000	$ 270,000	$ 540,000
M-0376REG	HIGHWAY	VARIOUS	STATEWIDE GEOTECHNICAL STUDIES AND INVESTIGATIONS PROJECT TO COVER NON-PROJECT SPECIFIC WORK.	99	STATEWIDE PROJECT		REGION SW	T	ENGINEERING	$ 4,320,000	$ 270,000	$ 270,000	$ 270,000	$ 270,000	$ 270,000	$ 270,000	$ 270,000	$ 270,000	$ 270,000	$ 270,000	$ 270,000	$ 540,000
M-0376SW	HIGHWAY	VARIOUS	STATEWIDE GEOTECHNICAL STUDIES AND INVESTIGATIONS PROJECT TO COVER NON-PROJECT SPECIFIC WORK.	99	STATEWIDE PROJECT		STATEWIDE MOBILITY	T	ENGINEERING	$ 5,670,000	$ 360,000	$ 360,000	$ 360,000	$ 270,000	$ 360,000	$ 360,000	$ 360,000	$ 360,000	$ 360,000	$ 360,000	$ 360,000	$ 720,000
M-0379	HIGHWAY	VARIOUS	SCOUR EVALUATION PROGRAM OF EXISTING BRIDGES.	99	STATEWIDE PROJECT	IN PROGRESS	DIVISION SW			$ 3,100,000												
M-0391	HIGHWAY	VARIOUS	STRUCTURE DESIGN, PRELIMINARY ENGINEERING FOR MISCELLANEOUS PROJECTS.	99	STATEWIDE PROJECT	IN PROGRESS				$ 4,076,000												
M-0391DIV	HIGHWAY	VARIOUS	STRUCTURE DESIGN, PRELIMINARY ENGINEERING FOR MISCELLANEOUS PROJECTS.	99	STATEWIDE PROJECT		DIVISION SW	T	ENGINEERING	$ 1,920,000	$ 120,000	$ 120,000	$ 120,000	$ 120,000	$ 120,000	$ 120,000	$ 120,000	$ 120,000	$ 120,000	$ 120,000	$ 120,000	$ 240,000
M-0391REG	HIGHWAY	VARIOUS	STRUCTURE DESIGN, PRELIMINARY ENGINEERING FOR MISCELLANEOUS PROJECTS.	99	STATEWIDE PROJECT		REGION SW	T	ENGINEERING	$ 1,920,000	$ 120,000	$ 120,000	$ 120,000	$ 120,000	$ 120,000	$ 120,000	$ 120,000	$ 120,000	$ 120,000	$ 120,000	$ 120,000	$ 240,000

2024-2033 GUAMPO METROPOLITAN TRANSPORTATION IMPROVEMENT PROGRAM

												2024-2033 MTIP WINDOW										
PROJECT ID	MODE	ROUTE/CITY	DESCRIPTION	DIVISION	MPOs/RPOs	COMMENT	CATEGORY FUNDED	FUND SOURCE	ACTIVITY	TOTAL FUNDED (MAY INCLUDE PREVIOUSLY AUTHORIZED FUNDS)	FY 2023	FY 2024	FY 2025	FY 2026	FY 2027	FY 2028	FY 2029	FY 2030	FY 2031	FY 2032	FY 2033	AFTER 2033
M-0391SW	HIGHWAY	VARIOUS	STRUCTURE DESIGN, PRELIMINARY ENGINEERING FOR MISCELLANEOUS PROJECTS.	99	STATEWIDE PROJECT		STATEWIDE MOBILITY	T	ENGINEERING	$ 2,560,000	$ 160,000	$ 160,000	$ 160,000	$ 160,000	$ 160,000	$ 160,000	$ 160,000	$ 160,000	$ 160,000	$ 160,000	$ 160,000	$ 320,000
M-0392	HIGHWAY	VARIOUS	HYDRAULICS, PRELIMINARY ENGINEERING FOR MISCELLANEOUS PROJECTS.	99	STATEWIDE PROJECT	IN PROGRESS				$ 4,180,000												
M-0392DIV	HIGHWAY	VARIOUS	HYDRAULICS, PRELIMINARY ENGINEERING FOR MISCELLANEOUS PROJECTS.	99	STATEWIDE PROJECT		DIVISION SW	T	ENGINEERING	$ 768,000	$ 48,000	$ 48,000	$ 48,000	$ 48,000	$ 48,000	$ 48,000	$ 48,000	$ 48,000	$ 48,000	$ 48,000	$ 48,000	$ 96,000
M-0392REG	HIGHWAY	VARIOUS	HYDRAULICS, PRELIMINARY ENGINEERING FOR MISCELLANEOUS PROJECTS.	99	STATEWIDE PROJECT		REGION SW	T	ENGINEERING	$ 768,000	$ 48,000	$ 48,000	$ 48,000	$ 48,000	$ 48,000	$ 48,000	$ 48,000	$ 48,000	$ 48,000	$ 48,000	$ 48,000	$ 96,000
M-0392SW	HIGHWAY	VARIOUS	HYDRAULICS, PRELIMINARY ENGINEERING FOR MISCELLANEOUS PROJECTS.	99	STATEWIDE PROJECT		STATEWIDE MOBILITY	T	ENGINEERING	$ 1,024,000	$ 64,000	$ 64,000	$ 64,000	$ 64,000	$ 64,000	$ 64,000	$ 64,000	$ 64,000	$ 64,000	$ 64,000	$ 64,000	$ 128,000
M-0414	HIGHWAY	VARIOUS	MUNICIPAL BRIDGE INSPECTION PROGRAM	99	STATEWIDE PROJECT			L	IMPLEMENTATION	$ 3,200,000	$ 200,000	$ 200,000	$ 200,000	$ 200,000	$ 200,000	$ 200,000	$ 200,000	$ 200,000	$ 200,000	$ 200,000	$ 200,000	$ 400,000
M-0414	HIGHWAY	VARIOUS	MUNICIPAL BRIDGE INSPECTION PROGRAM	99	STATEWIDE PROJECT			BGOFF	IMPLEMENTATION	$ 12,800,000	$ 800,000	$ 800,000	$ 800,000	$ 800,000	$ 800,000	$ 800,000	$ 800,000	$ 800,000	$ 800,000	$ 800,000	$ 800,000	$ 1,600,000
M-0418	HIGHWAY	VARIOUS	STORM WATER RUNOFF. RESEARCH, DESIGN, CONSTRUCT, MAINTAIN AND MONITOR STORM WATER DRAINAGE FROM 50 BRIDGES OVER WATERWAYS. (HB 2346, SECTION 25.18)	99	STATEWIDE PROJECT	UNDER CONSTRUCTION	DIVISION SW			$ 6,994,000												
M-0451	HIGHWAY	VARIOUS	STATEWIDE LANDSCAPE PLANS FOR STIP CONSTRUCTION PROJECTS.	99	STATEWIDE PROJECT					$ 712,000												
M-0451DIV	HIGHWAY	VARIOUS	STATEWIDE LANDSCAPE PLANS FOR STIP CONSTRUCTION PROJECTS.	99	STATEWIDE PROJECT		DIVISION SW	T	ENGINEERING	$ 336,000	$ 21,000	$ 21,000	$ 21,000	$ 21,000	$ 21,000	$ 21,000	$ 21,000	$ 21,000	$ 21,000	$ 21,000	$ 21,000	$ 42,000
M-0451REG	HIGHWAY	VARIOUS	STATEWIDE LANDSCAPE PLANS FOR STIP CONSTRUCTION PROJECTS.	99	STATEWIDE PROJECT		REGION SW	T	ENGINEERING	$ 336,000	$ 21,000	$ 21,000	$ 21,000	$ 21,000	$ 21,000	$ 21,000	$ 21,000	$ 21,000	$ 21,000	$ 21,000	$ 21,000	$ 42,000
M-0451SW	HIGHWAY	VARIOUS	STATEWIDE LANDSCAPE PLANS FOR STIP CONSTRUCTION PROJECTS.	99	STATEWIDE PROJECT		STATEWIDE MOBILITY	T	ENGINEERING	$ 448,000	$ 28,000	$ 28,000	$ 28,000	$ 28,000	$ 28,000	$ 28,000	$ 28,000	$ 28,000	$ 28,000	$ 28,000	$ 28,000	$ 56,000

2024-2033 GUAMPO METROPOLITAN TRANSPORTATION IMPROVEMENT PROGRAM

												2024-2033 MTIP WINDOW										
PROJECT ID	MODE	ROUTE/CITY	DESCRIPTION	DIVISION	MPOs/RPOs	COMMENT	CATEGORY FUNDED	FUND SOURCE	ACTIVITY	TOTAL FUNDED (MAY INCLUDE PREVIOUSLY AUTHORIZED FUNDS)	FY 2023	FY 2024	FY 2025	FY 2026	FY 2027	FY 2028	FY 2029	FY 2030	FY 2031	FY 2032	FY 2033	AFTER 2033
M-0452	HIGHWAY	VARIOUS	TOLLING/FINANCIAL FEASIBILITY STUDIES.	99	STATEWIDE PROJECT		STATEWIDE MOBILITY	T	ENGINEERING	$ 3,200,000	$ 200,000	$ 200,000	$ 200,000	$ 200,000	$ 200,000	$ 200,000	$ 200,000	$ 200,000	$ 200,000	$ 200,000	$ 200,000	$ 400,000
M-0452	HIGHWAY	VARIOUS	TOLLING/FINANCIAL FEASIBILITY STUDIES.	99	STATEWIDE PROJECT		STATEWIDE MOBILITY			$ 1,064,000												
M-0479	HIGHWAY	VARIOUS	STATEWIDE PROJECT DEVELOPMENT AND ENVIRONMENTAL ANALYSIS, PRELIMINARY ENGINEERING FOR MISCELLANEOUS PROJECTS.	99	STATEWIDE PROJECT					$ 7,000,000												
M-0479ADIV	HIGHWAY	VARIOUS	STATEWIDE PROJECT DEVELOPMENT AND ENVIRONMENTAL ANALYSIS, PRELIMINARY ENGINEERING FOR ATLAS SAP INTEGRATION PROJECT.	99	STATEWIDE PROJECT		DIVISION SW	T	ENGINEERING	$ 7,200,000	$ 450,000	$ 450,000	$ 450,000	$ 450,000	$ 450,000	$ 450,000	$ 450,000	$ 450,000	$ 450,000	$ 450,000	$ 450,000	$ 900,000
M-0479AREG	HIGHWAY	VARIOUS	STATEWIDE PROJECT DEVELOPMENT AND ENVIRONMENTAL ANALYSIS, PRELIMINARY ENGINEERING FOR ATLAS SAP INTEGRATION PROJECT.	99	STATEWIDE PROJECT		REGION SW	T	ENGINEERING	$ 7,200,000	$ 450,000	$ 450,000	$ 450,000	$ 450,000	$ 450,000	$ 450,000	$ 450,000	$ 450,000	$ 450,000	$ 450,000	$ 450,000	$ 900,000
M-0479ASW	HIGHWAY	VARIOUS	STATEWIDE PROJECT DEVELOPMENT AND ENVIRONMENTAL ANALYSIS, PRELIMINARY ENGINEERING FOR ATLAS SAP INTEGRATION PROJECT.	99	STATEWIDE PROJECT		STATEWIDE MOBILITY	T	ENGINEERING	$ 9,600,000	$ 600,000	$ 600,000	$ 600,000	$ 600,000	$ 600,000	$ 600,000	$ 600,000	$ 600,000	$ 600,000	$ 600,000	$ 600,000	$ 1,200,000
M-0479BDIV	HIGHWAY	VARIOUS	STATEWIDE PROJECT DEVELOPMENT AND ENVIRONMENTAL ANALYSIS, PRELIMINARY ENGINEERING FOR ATLAS ENVIRONMENTAL ANALYSIS UNIT GROUPS.	99	STATEWIDE PROJECT		DIVISION SW	T	ENGINEERING	$ 2,400,000	$ 150,000	$ 150,000	$ 150,000	$ 150,000	$ 150,000	$ 150,000	$ 150,000	$ 150,000	$ 150,000	$ 150,000	$ 150,000	$ 300,000
M-0479BREG	HIGHWAY	VARIOUS	STATEWIDE PROJECT DEVELOPMENT AND ENVIRONMENTAL ANALYSIS, PRELIMINARY ENGINEERING FOR ATLAS ENVIRONMENTAL ANALYSIS UNIT GROUPS.	99	STATEWIDE PROJECT		REGION SW	T	ENGINEERING	$ 2,400,000	$ 150,000	$ 150,000	$ 150,000	$ 150,000	$ 150,000	$ 150,000	$ 150,000	$ 150,000	$ 150,000	$ 150,000	$ 150,000	$ 300,000
M-0479BSW	HIGHWAY	VARIOUS	STATEWIDE PROJECT DEVELOPMENT AND ENVIRONMENTAL ANALYSIS, PRELIMINARY ENGINEERING FOR ATLAS ENVIRONMENTAL ANALYSIS UNIT GROUPS.	99	STATEWIDE PROJECT		STATEWIDE MOBILITY	T	ENGINEERING	$ 3,200,000	$ 200,000	$ 200,000	$ 200,000	$ 200,000	$ 200,000	$ 200,000	$ 200,000	$ 200,000	$ 200,000	$ 200,000	$ 200,000	$ 400,000
M-0479DIV	HIGHWAY	VARIOUS	STATEWIDE PROJECT DEVELOPMENT AND ENVIRONMENTAL ANALYSIS, PRELIMINARY ENGINEERING FOR MISCELLANEOUS PROJECTS.	99	STATEWIDE PROJECT		DIVISION SW	T	ENGINEERING	$ 24,000,000	$ 1,500,000	$ 1,500,000	$ 1,500,000	$ 1,500,000	$ 1,500,000	$ 1,500,000	$ 1,500,000	$ 1,500,000	$ 1,500,000	$ 1,500,000	$ 1,500,000	$ 3,000,000
M-0479REG	HIGHWAY	VARIOUS	STATEWIDE PROJECT DEVELOPMENT AND ENVIRONMENTAL ANALYSIS, PRELIMINARY ENGINEERING FOR MISCELLANEOUS PROJECTS.	99	STATEWIDE PROJECT		REGION SW	T	ENGINEERING	$ 24,000,000	$ 1,500,000	$ 1,500,000	$ 1,500,000	$ 1,500,000	$ 1,500,000	$ 1,500,000	$ 1,500,000	$ 1,500,000	$ 1,500,000	$ 1,500,000	$ 1,500,000	$ 3,000,000
M-0479SW	HIGHWAY	VARIOUS	STATEWIDE PROJECT DEVELOPMENT AND ENVIRONMENTAL ANALYSIS, PRELIMINARY ENGINEERING FOR MISCELLANEOUS PROJECTS.	99	STATEWIDE PROJECT		STATEWIDE MOBILITY	T	ENGINEERING	$ 32,000,000	$ 2,000,000	$ 2,000,000	$ 2,000,000	$ 2,000,000	$ 2,000,000	$ 2,000,000	$ 2,000,000	$ 2,000,000	$ 2,000,000	$ 2,000,000	$ 2,000,000	$ 4,000,000

2024-2033 GUAMPO METROPOLITAN TRANSPORTATION IMPROVEMENT PROGRAM

												2024-2033 MTIP WINDOW										
PROJECT ID	MODE	ROUTE/CITY	DESCRIPTION	DIVISION	MPOs/RPOs	COMMENT	CATEGORY FUNDED	FUND SOURCE	ACTIVITY	TOTAL FUNDED (MAY INCLUDE PREVIOUSLY AUTHORIZED FUNDS)	FY 2023	FY 2024	FY 2025	FY 2026	FY 2027	FY 2028	FY 2029	FY 2030	FY 2031	FY 2032	FY 2033	AFTER 2033
M-0482	HIGHWAY	VARIOUS	FEDERAL STATE TRANSPORTATION INNOVATION COUNCIL (STIC) INCENTIVE FUNDED PROJECTS	99	STATEWIDE PROJECT	DP FUNDS REPRESENT FEDERAL STIC FUNDS.	EXEMPT	S(M)	IMPLEMENTATION	$ 100,000	$ 25,000	$ 25,000	$ 25,000	$ 25,000								
M-0482	HIGHWAY	VARIOUS	FEDERAL STATE TRANSPORTATION INNOVATION COUNCIL (STIC) INCENTIVE FUNDED PROJECTS	99	STATEWIDE PROJECT	DP FUNDS REPRESENT FEDERAL STIC FUNDS.	EXEMPT	DP	IMPLEMENTATION	$ 400,000	$ 100,000	$ 100,000	$ 100,000	$ 100,000								
M-0505	HIGHWAY	VARIOUS	TRANSPORTATION PROGRAM MANAGEMENT UNIT (TPMU) OVERSIGHT FOR LOCALLY-ADMINISTERED PROJECTS INCLUDING PREPARATION OF AGREEMENTS AND FUNDING AUTHORIZATION REQUESTS.	99	STATEWIDE PROJECT		DIVISION SW	T	ENGINEERING	$ 4,800,000	$ 300,000	$ 300,000	$ 300,000	$ 300,000	$ 300,000	$ 300,000	$ 300,000	$ 300,000	$ 300,000	$ 300,000	$ 300,000	$ 600,000
M-0505	HIGHWAY	VARIOUS	TRANSPORTATION PROGRAM MANAGEMENT UNIT (TPMU) OVERSIGHT FOR LOCALLY-ADMINISTERED PROJECTS INCLUDING PREPARATION OF AGREEMENTS AND FUNDING AUTHORIZATION REQUESTS.	99	STATEWIDE PROJECT		DIVISION SW			$ 535,000												
M-0515	HIGHWAY	VARIOUS	RIGHT-OF-WAY BRANCH, REVIEW OF LOCAL PUBLIC AGENCY (LPA) PROJECTS BY THE APPRAISAL SECTION.	99	STATEWIDE PROJECT		DIVISION SW	T	RIGHT-OF-WAY	$ 4,000,000	$ 250,000	$ 250,000	$ 250,000	$ 250,000	$ 250,000	$ 250,000	$ 250,000	$ 250,000	$ 250,000	$ 250,000	$ 250,000	$ 500,000
M-0515	HIGHWAY	VARIOUS	RIGHT-OF-WAY BRANCH, REVIEW OF LOCAL PUBLIC AGENCY (LPA) PROJECTS BY THE APPRAISAL SECTION.	99	STATEWIDE PROJECT		DIVISION SW			$ 250,000												
M-0521	HIGHWAY	VARIOUS	TRANSPORTATION PLANNING BRANCH, TRAFFIC FORECASTING FOR MISCELLANEOUS PROJECTS.	99	STATEWIDE PROJECT	IN PROGRESS				$ 384,000												
M-0521DIV	HIGHWAY	VARIOUS	TRANSPORTATION PLANNING BRANCH, TRAFFIC FORECASTING FOR MISCELLANEOUS PROJECTS ON THE DIVISION TIER.	99	STATEWIDE PROJECT		DIVISION SW	T	ENGINEERING	$ 100,000												
M-0521REG	HIGHWAY	VARIOUS	TRANSPORTATION PLANNING BRANCH, TRAFFIC FORECASTING FOR MISCELLANEOUS PROJECTS ON THE REGIONAL TIER.	99	STATEWIDE PROJECT		REGION SW	T	ENGINEERING	$ 100,000												
M-0521SW	HIGHWAY	VARIOUS	TRANSPORTATION PLANNING BRANCH, TRAFFIC FORECASTING FOR MISCELLANEOUS PROJECTS ON THE STATEWIDE TIER.	99	STATEWIDE PROJECT		STATEWIDE MOBILITY	T	ENGINEERING	$ 100,000												
M-0534	HIGHWAY	VARIOUS	HYDRAULICS, PRELIMINARY ENGINEERING FOR THE HIGHWAY FLOODPLAIN PROGRAM (HFP) TO FACILITATE FEDERAL EMERGENCY MANAGEMENT AGENCY (FEMA) AND NATIONAL FLOOD INSURANCE PROGRAM (NFIP) COMPLIANCE AND FLOOD RESILIENCE.	99	STATEWIDE PROJECT	IN PROGRESS				$ 2,000,000												
M-0534DIV	HIGHWAY	VARIOUS	PRELIMINARY ENGINEERING FOR THE HIGHWAY FLOODPLAIN PROGRAM (HFP) TO FACILITATE FEDERAL EMERGENCY MANAGEMENT AGENCY (FEMA) AND NATIONAL FLOOD INSURANCE PROGRAM (NFIP) COMPLIANCE AND FLOOD RESILIENCE.	99	STATEWIDE PROJECT		DIVISION SW	T	ENGINEERING	$ 9,600,000	$ 600,000	$ 600,000	$ 600,000	$ 600,000	$ 600,000	$ 600,000	$ 600,000	$ 600,000	$ 600,000	$ 600,000	$ 600,000	$ 1,200,000

2024-2033 GUAMPO METROPOLITAN TRANSPORTATION IMPROVEMENT PROGRAM

												2024-2033 MTIP WINDOW										
PROJECT ID	MODE	ROUTE/CITY	DESCRIPTION	DIVISION	MPOs/RPOs	COMMENT	CATEGORY FUNDED	FUND SOURCE	ACTIVITY	TOTAL FUNDED (MAY INCLUDE PREVIOUSLY AUTHORIZED FUNDS)	FY 2023	FY 2024	FY 2025	FY 2026	FY 2027	FY 2028	FY 2029	FY 2030	FY 2031	FY 2032	FY 2033	AFTER 2033
M-0534REG	HIGHWAY	VARIOUS	PRELIMINARY ENGINEERING FOR THE HIGHWAY FLOODPLAIN PROGRAM (HFP) TO FACILITATE FEDERAL EMERGENCY MANAGEMENT AGENCY (FEMA) AND NATIONAL FLOOD INSURANCE PROGRAM (NFIP) COMPLIANCE AND FLOOD RESILIENCE.	99	STATEWIDE PROJECT		REGION SW	T	ENGINEERING	$ 9,600,000	$ 600,000	$ 600,000	$ 600,000	$ 600,000	$ 600,000	$ 600,000	$ 600,000	$ 600,000	$ 600,000	$ 600,000	$ 600,000	$ 1,200,000
M-0534SW	HIGHWAY	VARIOUS	PRELIMINARY ENGINEERING FOR THE HIGHWAY FLOODPLAIN PROGRAM (HFP) TO FACILITATE FEDERAL EMERGENCY MANAGEMENT AGENCY (FEMA) AND NATIONAL FLOOD INSURANCE PROGRAM (NFIP) COMPLIANCE AND FLOOD RESILIENCE.	99	STATEWIDE PROJECT		STATEWIDE MOBILITY	T	ENGINEERING	$ 12,800,000	$ 800,000	$ 800,000	$ 800,000	$ 800,000	$ 800,000	$ 800,000	$ 800,000	$ 800,000	$ 800,000	$ 800,000	$ 800,000	$ 1,600,000
M-0539DIV	HIGHWAY	VARIOUS	ENVIRONMENTAL MITIGATION AND MINIMIZATION.	99	STATEWIDE PROJECT		DIVISION SW	T	MITIGATION	$ 43,200,000	$ 2,700,000	$ 2,700,000	$ 2,700,000	$ 2,700,000	$ 2,700,000	$ 2,700,000	$ 2,700,000	$ 2,700,000	$ 2,700,000	$ 2,700,000	$ 2,700,000	$ 5,400,000
M-0539REG	HIGHWAY	VARIOUS	ENVIRONMENTAL MITIGATION AND MINIMIZATION.	99	STATEWIDE PROJECT		REGION SW	T	MITIGATION	$ 43,200,000	$ 2,700,000	$ 2,700,000	$ 2,700,000	$ 2,700,000	$ 2,700,000	$ 2,700,000	$ 2,700,000	$ 2,700,000	$ 2,700,000	$ 2,700,000	$ 2,700,000	$ 5,400,000
M-0539SW	HIGHWAY	VARIOUS	ENVIRONMENTAL MITIGATION AND MINIMIZATION.	99	STATEWIDE PROJECT		STATEWIDE MOBILITY	T	MITIGATION	$ 57,600,000	$ 3,600,000	$ 3,600,000	$ 3,600,000	$ 3,600,000	$ 3,600,000	$ 3,600,000	$ 3,600,000	$ 3,600,000	$ 3,600,000	$ 3,600,000	$ 3,600,000	$ 7,200,000
M-0552ADIV	HIGHWAY	VARIOUS	ROADWAY DESIGN - OPEN ROADS DESIGNER (ORD) TRANING AND DEVELOPMENT.	99	STATEWIDE PROJECT		DIVISION SW	T	ENGINEERING	$ 150,000	$ 75,000											
M-0552AREG	HIGHWAY	VARIOUS	ROADWAY DESIGN - OPEN ROADS DESIGNER (ORD) TRANING AND DEVELOPMENT.	99	STATEWIDE PROJECT		REGION SW	T	ENGINEERING	$ 150,000	$ 75,000											
M-0552ASW	HIGHWAY	VARIOUS	ROADWAY DESIGN - OPEN ROADS DESIGNER (ORD) TRANING AND DEVELOPMENT.	99	STATEWIDE PROJECT		STATEWIDE MOBILITY	T	ENGINEERING	$ 200,000	$ 100,000											
M-0552BDIV	HIGHWAY	VARIOUS	ROADWAY DESIGN - TRAINING AND DEVELOPMENT FOR MISCELLANEOUS PROJECTS.	99	STATEWIDE PROJECT		DIVISION SW	T	ENGINEERING	$ 324,000	$ 108,000											
M-0552BREG	HIGHWAY	VARIOUS	ROADWAY DESIGN - TRAINING AND DEVELOPMENT FOR MISCELLANEOUS PROJECTS.	99	STATEWIDE PROJECT		REGION SW	T	ENGINEERING	$ 324,000	$ 108,000											
M-0552BSW	HIGHWAY	VARIOUS	ROADWAY DESIGN - TRAINING AND DEVELOPMENT FOR MISCELLANEOUS PROJECTS.	99	STATEWIDE PROJECT		STATEWIDE MOBILITY	T	ENGINEERING	$ 432,000	$ 144,000											
M-0552CDIV	HIGHWAY	VARIOUS	DIGITAL DELIVERY INITIATIVE.	99	STATEWIDE PROJECT		DIVISION SW	T	ENGINEERING	$ 150,000	$ 75,000	$ 75,000										

2024-2033 GUAMPO METROPOLITAN TRANSPORTATION IMPROVEMENT PROGRAM

												2024-2033 MTIP WINDOW										
PROJECT ID	MODE	ROUTE/CITY	DESCRIPTION	DIVISION	MPOs/RPOs	COMMENT	CATEGORY FUNDED	FUND SOURCE	ACTIVITY	TOTAL FUNDED (MAY INCLUDE PREVIOUSLY AUTHORIZED FUNDS)	FY 2023	FY 2024	FY 2025	FY 2026	FY 2027	FY 2028	FY 2029	FY 2030	FY 2031	FY 2032	FY 2033	AFTER 2033
M-0552CREG	HIGHWAY	VARIOUS	DIGITAL DELIVERY INITIATIVE.	99	STATEWIDE PROJECT		REGION SW	T	ENGINEERING	$ 150,000	$ 75,000	$ 75,000										
M-0552CSW	HIGHWAY	VARIOUS	DIGITAL DELIVERY INITIATIVE.	99	STATEWIDE PROJECT		STATEWIDE MOBILITY	T	ENGINEERING	$ 200,000	$ 100,000	$ 100,000										
M-0553A	HIGHWAY	VARIOUS	INTEGRATED PROJECT DELIVERY	99	STATEWIDE PROJECT		EXEMPT	T	ENGINEERING	$ 10,500,000	$ 6,000,000											
M-0553B	HIGHWAY	VARIOUS	TRAINING AND SPECIAL PROJECTS	99	STATEWIDE PROJECT		EXEMPT	T	ENGINEERING	$ 2,000,000	$ 1,000,000											
M-0554DIV	HIGHWAY	VARIOUS	NCDOT MITIGATION ORDER TO DIVISION OF MITIGATION SERVICES (DMS).	99	STATEWIDE PROJECT		DIVISION SW	T	ENGINEERING	$ 105,000,000	$ 7,500,000	$ 7,500,000	$ 7,500,000	$ 7,500,000	$ 7,500,000	$ 7,500,000	$ 7,500,000	$ 7,500,000	$ 7,500,000	$ 7,500,000	$ 7,500,000	$ 15,000,000
M-0554REG	HIGHWAY	VARIOUS	NCDOT MITIGATION ORDER TO DIVISION OF MITIGATION SERVICES (DMS).	99	STATEWIDE PROJECT		REGION SW	T	ENGINEERING	$ 105,000,000	$ 7,500,000	$ 7,500,000	$ 7,500,000	$ 7,500,000	$ 7,500,000	$ 7,500,000	$ 7,500,000	$ 7,500,000	$ 7,500,000	$ 7,500,000	$ 7,500,000	$ 15,000,000
M-0554SW	HIGHWAY	VARIOUS	NCDOT MITIGATION ORDER TO DIVISION OF MITIGATION SERVICES (DMS).	99	STATEWIDE PROJECT		STATEWIDE MOBILITY	T	ENGINEERING	$ 140,000,000	$ 10,000,000	$ 10,000,000	$ 10,000,000	$ 10,000,000	$ 10,000,000	$ 10,000,000	$ 10,000,000	$ 10,000,000	$ 10,000,000	$ 10,000,000	$ 10,000,000	$ 20,000,000
M-0555DIV	HIGHWAY	VARIOUS	UTILITY ENCROACHMENT AND ADMINISTRATIVE ACTIVITIES.	99	STATEWIDE PROJECT		DIVISION SW	T	UTILITIES	$ 1,365,000	$ 105,000	$ 105,000	$ 105,000	$ 105,000	$ 105,000	$ 105,000	$ 105,000	$ 105,000	$ 105,000	$ 105,000	$ 105,000	$ 210,000
M-0555REG	HIGHWAY	VARIOUS	UTILITY ENCROACHMENT AND ADMINISTRATIVE ACTIVITIES.	99	STATEWIDE PROJECT		REGION SW	T	UTILITIES	$ 1,365,000	$ 105,000	$ 105,000	$ 105,000	$ 105,000	$ 105,000	$ 105,000	$ 105,000	$ 105,000	$ 105,000	$ 105,000	$ 105,000	$ 210,000
M-0555SW	HIGHWAY	VARIOUS	UTILITY ENCROACHMENT AND ADMINISTRATIVE ACTIVITIES.	99	STATEWIDE PROJECT		STATEWIDE MOBILITY	T	UTILITIES	$ 1,820,000	$ 140,000	$ 140,000	$ 140,000	$ 140,000	$ 140,000	$ 140,000	$ 140,000	$ 140,000	$ 140,000	$ 140,000	$ 140,000	$ 280,000
M-0557A	HIGHWAY	STATEWIDE	HAZARD CHARACTERIZATION AND WARNING TOOLS.	99	STATEWIDE PROJECT		STATEWIDE MOBILITY	PROTCT	ENGINEERING	$ 3,360,000	$ 840,000	$ 840,000	$ 840,000	$ 840,000								
M-0557B	HIGHWAY	STATEWIDE	HAZARD CORRIDOR VULNERABILITY ASSESSMENTS.	99	STATEWIDE PROJECT		STATEWIDE MOBILITY	PROTCT	ENGINEERING	$ 1,400,000	$ 350,000	$ 350,000	$ 350,000	$ 350,000								

2024-2033 GUAMPO METROPOLITAN TRANSPORTATION IMPROVEMENT PROGRAM

												2024-2033 MTIP WINDOW										
PROJECT ID	MODE	ROUTE/CITY	DESCRIPTION	DIVISION	MPOs/RPOs	COMMENT	CATEGORY FUNDED	FUND SOURCE	ACTIVITY	TOTAL FUNDED (MAY INCLUDE PREVIOUSLY AUTHORIZED FUNDS)	FY 2023	FY 2024	FY 2025	FY 2026	FY 2027	FY 2028	FY 2029	FY 2030	FY 2031	FY 2032	FY 2033	AFTER 2033
M-0557C	HIGHWAY	STATEWIDE	GEOTECHNICAL ASSET MANAGEMENT (GAM) DATABASE AND LANDSLIDE MITIGATION PLANNING	99	STATEWIDE PROJECT		STATEWIDE MOBILITY	PROTCT	ENGINEERING	$ 2,240,000	$ 560,000	$ 560,000	$ 560,000	$ 560,000								
R-4073	HIGHWAY	VARIOUS	ASPHALT MATERIALS TESTING LABORATORIES CORRECTIVE ACTION PLAN FOR GROUNDWATER CLEAN-UP AT 54 SITES.	99	STATEWIDE PROJECT	IN PROGRESS				$ 20,234,000												
R-4436	HIGHWAY	VARIOUS	NPDES PERMIT, RETROFIT FOURTEEN SITES PER YEAR TO PROTECT WATER QUALITY.	99	STATEWIDE PROJECT	IN PROGRESS				$ 43,915,000												
R-4436DIV	HIGHWAY	VARIOUS	NPDES PERMIT, RETROFIT FOURTEEN SITES PER YEAR TO PROTECT WATER QUALITY - DIVISION CATEGORY.	99	STATEWIDE PROJECT	IN PROGRESS	DIVISION SW	BG	CONSTRUCTION	$ 900,000												
R-4436REG	HIGHWAY	VARIOUS	NPDES PERMIT, RETROFIT FOURTEEN SITES PER YEAR TO PROTECT WATER QUALITY - REGIONAL CATEGORY.	99	STATEWIDE PROJECT	IN PROGRESS	REGION SW	BG	CONSTRUCTION	$ 900,000												
R-4436SW	HIGHWAY	VARIOUS	NPDES PERMIT, RETROFIT FOURTEEN SITES PER YEAR TO PROTECT WATER QUALITY - STATEWIDE CATEGORY.	99	STATEWIDE PROJECT	IN PROGRESS	STATEWIDE MOBILITY	BG	CONSTRUCTION	$ 1,200,000												
R-5753	HIGHWAY	VARIOUS	FEDERAL LANDS TRANSPORTATION PROGRAM (FLTP) AND EMERGENCY RELIEF FOR FEDERALLY OWNED ROADS (ERFO). ROAD AND BRIDGE IMPROVEMENTS TO BE CONSTRUCTED ON TRANSPORTATION FACILITIES THAT ARE OWNED BY THE FEDERAL GOVERNMENT THAT PROVIDE ACCESS TO FEDERAL LANDS.	99	STATEWIDE PROJECT	PROGRAM IN PROGRESS	EXEMPT	FLTP	CONSTRUCTION	$ 89,585,000	$ 7,090,000	$ 1,700,000	$ 48,868,000	$ 1,936,000	$ 117,000								
R-5753	HIGHWAY	VARIOUS	FEDERAL LANDS TRANSPORTATION PROGRAM (FLTP) AND EMERGENCY RELIEF FOR FEDERALLY OWNED ROADS (ERFO). ROAD AND BRIDGE IMPROVEMENTS TO BE CONSTRUCTED ON TRANSPORTATION FACILITIES THAT ARE OWNED BY THE FEDERAL GOVERNMENT THAT PROVIDE ACCESS TO FEDERAL LANDS.	99	STATEWIDE PROJECT	PROGRAM IN PROGRESS	EXEMPT	ERFO	CONSTRUCTION	$ 670,000													
R-5966	HIGHWAY	VARIOUS	FEDERAL TRIBAL TRANSPORTATION PROGRAM (FTTP). ROAD AND BRIDGE IMPROVEMENTS TO BE CONSTRUCTED ON TRANSPORTATION FACILITIES THAT ARE OWNED BY THE FEDERAL GOVERNMENT THAT PROVIDE ACCESS TO TRIBAL LANDS.	99	STATEWIDE PROJECT	PROGRAM IN PROGRESS	EXEMPT	FTTP	CONSTRUCTION	$ 1,694,000				$ 1,694,000									
R-5966	HIGHWAY	VARIOUS	FEDERAL TRIBAL TRANSPORTATION PROGRAM (FTTP). ROAD AND BRIDGE IMPROVEMENTS TO BE CONSTRUCTED ON TRANSPORTATION FACILITIES THAT ARE OWNED BY THE FEDERAL GOVERNMENT THAT PROVIDE ACCESS TO TRIBAL LANDS.	99	STATEWIDE PROJECT	PROGRAM IN PROGRESS	EXEMPT	FTTP	CONSTRUCTION	$ 5,692,000	$ 5,692,000												
R-5966	HIGHWAY	VARIOUS	FEDERAL TRIBAL TRANSPORTATION PROGRAM (FTTP). ROAD AND BRIDGE IMPROVEMENTS TO BE CONSTRUCTED ON TRANSPORTATION FACILITIES THAT ARE OWNED BY THE FEDERAL GOVERNMENT THAT PROVIDE ACCESS TO TRIBAL LANDS.	99	STATEWIDE PROJECT	PROGRAM IN PROGRESS	EXEMPT	FTTP	CONSTRUCTION	$ 9,528,000		$ 5,059,000	$ 4,469,000										
R-5966	HIGHWAY	VARIOUS	FEDERAL TRIBAL TRANSPORTATION PROGRAM (FTTP). ROAD AND BRIDGE IMPROVEMENTS TO BE CONSTRUCTED ON TRANSPORTATION FACILITIES THAT ARE OWNED BY THE FEDERAL GOVERNMENT THAT PROVIDE ACCESS TO TRIBAL LANDS.	99	STATEWIDE PROJECT	PROGRAM IN PROGRESS	EXEMPT			$ 21,224,000													

2024-2033 GUAMPO METROPOLITAN TRANSPORTATION IMPROVEMENT PROGRAM

												2024-2033 MTIP WINDOW										
PROJECT ID	MODE	ROUTE/CITY	DESCRIPTION	DIVISION	MPOs/RPOs	COMMENT	CATEGORY FUNDED	FUND SOURCE	ACTIVITY	TOTAL FUNDED (MAY INCLUDE PREVIOUSLY AUTHORIZED FUNDS)	FY 2023	FY 2024	FY 2025	FY 2026	FY 2027	FY 2028	FY 2029	FY 2030	FY 2031	FY 2032	FY 2033	AFTER 2033
R-5968DIV	HIGHWAY	VARIOUS	NPDES PERMIT, RETROFIT FOURTEEN SITES PER YEAR TO PROTECT WATER QUALITY - DIVISION CATEGORY.	99	STATEWIDE PROJECT	IN PROGRESS	DIVISION SW	BGANY	CONSTRUCTION	$ 14,400,000	$ 900,000	$ 900,000	$ 900,000	$ 900,000	$ 900,000	$ 900,000	$ 900,000	$ 900,000	$ 900,000	$ 900,000	$ 900,000	$ 1,800,000
R-5968REG	HIGHWAY	VARIOUS	NPDES PERMIT, RETROFIT FOURTEEN SITES PER YEAR TO PROTECT WATER QUALITY - REGIONAL CATEGORY.	99	STATEWIDE PROJECT	IN PROGRESS	REGION SW	BGANY	CONSTRUCTION	$ 14,400,000	$ 900,000	$ 900,000	$ 900,000	$ 900,000	$ 900,000	$ 900,000	$ 900,000	$ 900,000	$ 900,000	$ 900,000	$ 900,000	$ 1,800,000
R-5968SW	HIGHWAY	VARIOUS	NPDES PERMIT, RETROFIT FOURTEEN SITES PER YEAR TO PROTECT WATER QUALITY - STATEWIDE CATEGORY.	99	STATEWIDE PROJECT	IN PROGRESS	STATEWIDE MOBILITY	BGANY	CONSTRUCTION	$ 19,200,000	$ 1,200,000	$ 1,200,000	$ 1,200,000	$ 1,200,000	$ 1,200,000	$ 1,200,000	$ 1,200,000	$ 1,200,000	$ 1,200,000	$ 1,200,000	$ 1,200,000	$ 2,400,000
R-9999WM	HIGHWAY	VARIOUS	ENVIRONMENTAL MITIGATION AND MINIMIZATION.	99	STATEWIDE PROJECT	IN PROGRESS				$ 145,559,000												
R-9999WMDIV	HIGHWAY	VARIOUS	ENVIRONMENTAL MITIGATION AND MINIMIZATION.	99	STATEWIDE PROJECT		DIVISION SW	T	MITIGATION	$ 150,000												
R-9999WMDIV	HIGHWAY	VARIOUS	ENVIRONMENTAL MITIGATION AND MINIMIZATION.	99	STATEWIDE PROJECT		DIVISION SW	NHP	MITIGATION	$ 150,000												
R-9999WMREG	HIGHWAY	VARIOUS	ENVIRONMENTAL MITIGATION AND MINIMIZATION.	99	STATEWIDE PROJECT		REGION SW	T	MITIGATION	$ 150,000												
R-9999WMREG	HIGHWAY	VARIOUS	ENVIRONMENTAL MITIGATION AND MINIMIZATION.	99	STATEWIDE PROJECT		REGION SW	NHP	MITIGATION	$ 150,000												
R-9999WMSW	HIGHWAY	VARIOUS	ENVIRONMENTAL MITIGATION AND MINIMIZATION.	99	STATEWIDE PROJECT		STATEWIDE MOBILITY	T	MITIGATION	$ 200,000												
R-9999WMSW	HIGHWAY	VARIOUS	ENVIRONMENTAL MITIGATION AND MINIMIZATION.	99	STATEWIDE PROJECT		STATEWIDE MOBILITY	NHP	MITIGATION	$ 200,000												
SR-5000	HIGHWAY	VARIOUS	SAFE ROUTES TO SCHOOL PROGRAM. EDUCATIONAL,TRAINING AND OTHER NON-INFRASTRUCTURE NEEDS.	99	STATEWIDE PROJECT	IN PROGRESS	DIVISION SW			$ 6,435,000												
SR-5001	HIGHWAY	VARIOUS	SAFE ROUTES TO SCHOOL PROGRAM. PROJECTS TO IMPROVE SAFETY, REDUCE TRAFFIC, FUEL CONSUMPTION AND AIR POLLUTION IN VICINITY OF SCHOOLS.	99	STATEWIDE PROJECT	IN PROGRESS - $200,800 IN STPDA FUNDS ALLOCATED TO SR-5001C	DIVISION SW			$ 16,339,000												

2024-2033 GUAMPO METROPOLITAN TRANSPORTATION IMPROVEMENT PROGRAM

												2024-2033 MTIP WINDOW										
PROJECT ID	MODE	ROUTE/CITY	DESCRIPTION	DIVISION	MPOs/RPOs	COMMENT	CATEGORY FUNDED	FUND SOURCE	ACTIVITY	TOTAL FUNDED (MAY INCLUDE PREVIOUSLY AUTHORIZED FUNDS)	FY 2023	FY 2024	FY 2025	FY 2026	FY 2027	FY 2028	FY 2029	FY 2030	FY 2031	FY 2032	FY 2033	AFTER 2033
W-5508	HIGHWAY	VARIOUS	HIGHWAY SYSTEM DATA COLLECTION. TRAFFIC ENGINEERING BRANCH TO PARTICIPATE IN A THREE YEAR DATA COLLECTION PROGRAM.	99	STATEWIDE PROJECT					$ 1,500,000												
W-5517	HIGHWAY	VARIOUS	SAFETY MANAGEMENT PROGRAM, PROJECT IDENTIFICATION, ANALYSIS AND PRELIMINARY ENGINEERING.	99	STATEWIDE PROJECT					$ 22,101,000												
W-5601	HIGHWAY	VARIOUS	RUMBLE STRIPS, GUARDRAIL, SAFETY AND LIGHTING IMPROVEMENTS AT SELECTED LOCATIONS.	99	STATEWIDE PROJECT	IN PROGRESS				$ 130,411,000												
W-5601DIV	HIGHWAY	VARIOUS	RUMBLE STRIPS, GUARDRAIL, SAFETY AND LIGHTING IMPROVEMENTS AT SELECTED LOCATIONS ON DIVISION CATEGORY.	99	STATEWIDE PROJECT		DIVISION SW	HSIP	RIGHT-OF-WAY	$ 68,000												
W-5601DIV	HIGHWAY	VARIOUS	RUMBLE STRIPS, GUARDRAIL, SAFETY AND LIGHTING IMPROVEMENTS AT SELECTED LOCATIONS ON DIVISION CATEGORY.	99	STATEWIDE PROJECT		DIVISION SW	HSIP	CONSTRUCTION	$ 3,670,000												
W-5601REG	HIGHWAY	VARIOUS	RUMBLE STRIPS, GUARDRAIL, SAFETY AND LIGHTING IMPROVEMENTS AT SELECTED LOCATIONS ON REGIONAL CATEGORY.	99	STATEWIDE PROJECT		REGION SW	HSIP	RIGHT-OF-WAY	$ 68,000												
W-5601REG	HIGHWAY	VARIOUS	RUMBLE STRIPS, GUARDRAIL, SAFETY AND LIGHTING IMPROVEMENTS AT SELECTED LOCATIONS ON REGIONAL CATEGORY.	99	STATEWIDE PROJECT		REGION SW	HSIP	CONSTRUCTION	$ 6,170,000		$ 3,650,000										
W-5601SW	HIGHWAY	VARIOUS	RUMBLE STRIPS, GUARDRAIL, SAFETY AND LIGHTING IMPROVEMENTS AT SELECTED LOCATIONS ON STATWIDE CATEGORY.	99	STATEWIDE PROJECT		STATEWIDE MOBILITY	HSIP	RIGHT-OF-WAY	$ 90,000												
W-5601SW	HIGHWAY	VARIOUS	RUMBLE STRIPS, GUARDRAIL, SAFETY AND LIGHTING IMPROVEMENTS AT SELECTED LOCATIONS ON STATWIDE CATEGORY.	99	STATEWIDE PROJECT		STATEWIDE MOBILITY	HSIP	CONSTRUCTION	$ 3,360,000												
W-5700	HIGHWAY	VARIOUS	SIGNAL RETIMING TO IMPROVE SAFETY.	99	STATEWIDE PROJECT	IN PROGRESS				$ 3,500,000												
W-5715DIV	HIGHWAY	VARIOUS	SIGNAL RETIMING AND SIGNAL OPERATIONS SOFTWARE TO IMPROVE SAFETY.	99	STATEWIDE PROJECT		DIVISION SW	HSIP	ENGINEERING	$ 9,180,000	$ 1,230,000	$ 450,000	$ 450,000	$ 450,000	$ 450,000	$ 450,000	$ 450,000	$ 450,000	$ 450,000	$ 450,000	$ 450,000	$ 900,000
W-5715REG	HIGHWAY	VARIOUS	SIGNAL RETIMING AND SIGNAL OPERATIONS SOFTWARE TO IMPROVE SAFETY.	99	STATEWIDE PROJECT		REGION SW	HSIP	ENGINEERING	$ 9,180,000	$ 1,230,000	$ 450,000	$ 450,000	$ 450,000	$ 450,000	$ 450,000	$ 450,000	$ 450,000	$ 450,000	$ 450,000	$ 450,000	$ 900,000

2024-2033 GUAMPO METROPOLITAN TRANSPORTATION IMPROVEMENT PROGRAM

												2024-2033 MTIP WINDOW										
PROJECT ID	MODE	ROUTE/CITY	DESCRIPTION	DIVISION	MPOs/RPOs	COMMENT	CATEGORY FUNDED	FUND SOURCE	ACTIVITY	TOTAL FUNDED (MAY INCLUDE PREVIOUSLY AUTHORIZED FUNDS)	FY 2023	FY 2024	FY 2025	FY 2026	FY 2027	FY 2028	FY 2029	FY 2030	FY 2031	FY 2032	FY 2033	AFTER 2033
W-5715SW	HIGHWAY	VARIOUS	SIGNAL RETIMING AND SIGNAL OPERATIONS SOFTWARE TO IMPROVE SAFETY.	99	STATEWIDE PROJECT		STATEWIDE MOBILITY	HSIP	ENGINEERING	$ 12,240,000	$ 1,640,000	$ 600,000	$ 600,000	$ 600,000	$ 600,000	$ 600,000	$ 600,000	$ 600,000	$ 600,000	$ 600,000	$ 600,000	$ 1,200,000
W-5716DIV	HIGHWAY	VARIOUS	SAFETY MANAGEMENT PROGRAM, PROJECT IDENTIFICATION, ANALYSIS AND PRELIMINARY ENGINEERING.	99	STATEWIDE PROJECT		DIVISION SW	HSIP	ENGINEERING	$ 26,400,000	$ 1,650,000	$ 1,650,000	$ 1,650,000	$ 1,650,000	$ 1,650,000	$ 1,650,000	$ 1,650,000	$ 1,650,000	$ 1,650,000	$ 1,650,000	$ 1,650,000	$ 3,300,000
W-5716REG	HIGHWAY	VARIOUS	SAFETY MANAGEMENT PROGRAM, PROJECT IDENTIFICATION, ANALYSIS AND PRELIMINARY ENGINEERING.	99	STATEWIDE PROJECT		REGION SW	HSIP	ENGINEERING	$ 26,400,000	$ 1,650,000	$ 1,650,000	$ 1,650,000	$ 1,650,000	$ 1,650,000	$ 1,650,000	$ 1,650,000	$ 1,650,000	$ 1,650,000	$ 1,650,000	$ 1,650,000	$ 3,300,000
W-5716SW	HIGHWAY	VARIOUS	SAFETY MANAGEMENT PROGRAM, PROJECT IDENTIFICATION, ANALYSIS AND PRELIMINARY ENGINEERING.	99	STATEWIDE PROJECT		STATEWIDE MOBILITY	HSIP	ENGINEERING	$ 35,200,000	$ 2,200,000	$ 2,200,000	$ 2,200,000	$ 2,200,000	$ 2,200,000	$ 2,200,000	$ 2,200,000	$ 2,200,000	$ 2,200,000	$ 2,200,000	$ 2,200,000	$ 4,400,000
W-5717DIV	HIGHWAY	VARIOUS	HIGHWAY SYSTEM DATA COLLECTION.	99	STATEWIDE PROJECT		DIVISION SW	HSIP	ENGINEERING	$ 10,200,000	$ 750,000	$ 750,000	$ 750,000	$ 750,000	$ 750,000	$ 750,000	$ 750,000	$ 750,000	$ 750,000	$ 750,000	$ 750,000	$ 1,500,000
W-5717REG	HIGHWAY	VARIOUS	HIGHWAY SYSTEM DATA COLLECTION.	99	STATEWIDE PROJECT		REGION SW	HSIP	ENGINEERING	$ 10,200,000	$ 750,000	$ 750,000	$ 750,000	$ 750,000	$ 750,000	$ 750,000	$ 750,000	$ 750,000	$ 750,000	$ 750,000	$ 750,000	$ 1,500,000
W-5717SW	HIGHWAY	VARIOUS	HIGHWAY SYSTEM DATA COLLECTION.	99	STATEWIDE PROJECT		STATEWIDE MOBILITY	HSIP	ENGINEERING	$ 13,600,000	$ 1,000,000	$ 1,000,000	$ 1,000,000	$ 1,000,000	$ 1,000,000	$ 1,000,000	$ 1,000,000	$ 1,000,000	$ 1,000,000	$ 1,000,000	$ 1,000,000	$ 2,000,000
W-9999DIV	HIGHWAY	VARIOUS	HIGHWAY SAFETY IMPROVEMENT PROGRAM BALANCE.	99	STATEWIDE PROJECT		DIVISION SW	HSIP	CONSTRUCTION	$ 45,163,000	$ 4,903,000											
W-9999REG	HIGHWAY	VARIOUS	HIGHWAY SAFETY IMPROVEMENT PROGRAM BALANCE.	99	STATEWIDE PROJECT		REGION SW	HSIP	CONSTRUCTION	$ 55,935,000	$ 15,750,000											
W-9999SW	HIGHWAY	VARIOUS	HIGHWAY SAFETY IMPROVEMENT PROGRAM BALANCE.	99	STATEWIDE PROJECT		STATEWIDE MOBILITY	HSIP	CONSTRUCTION	$ 74,580,000	$ 21,000,000											
TA-6665	PUBLIC TRANSIT	STATEWIDE	5311 CAPITAL PROJECTS FOR RURAL AREAS	99	STATEWIDE PROJECT	MODIFYING THE FEDERAL FUNDS RECEIVED FROM FTA ADMINISTERED BY PTD BASED ON SFY21 GRANTS	PUBLIC TRANSIT	S	CAPITAL	$ 1,585,000	$ 585,000	$ 1,000,000										
TA-6665	PUBLIC TRANSIT	STATEWIDE	5311 CAPITAL PROJECTS FOR RURAL AREAS	99	STATEWIDE PROJECT	MODIFYING THE FEDERAL FUNDS RECEIVED FROM FTA ADMINISTERED BY PTD BASED ON SFY21 GRANTS	PUBLIC TRANSIT	L	CAPITAL	$ 1,120,000	$ 120,000	$ 1,000,000										

2024-2033 GUAMPO METROPOLITAN TRANSPORTATION IMPROVEMENT PROGRAM

												2024-2033 MTIP WINDOW										
PROJECT ID	MODE	ROUTE/CITY	DESCRIPTION	DIVISION	MPOs/RPOs	COMMENT	CATEGORY FUNDED	FUND SOURCE	ACTIVITY	TOTAL FUNDED (MAY INCLUDE PREVIOUSLY AUTHORIZED FUNDS)	FY 2023	FY 2024	FY 2025	FY 2026	FY 2027	FY 2028	FY 2029	FY 2030	FY 2031	FY 2032	FY 2033	AFTER 2033
TA-6665	PUBLIC TRANSIT	STATEWIDE	5311 CAPITAL PROJECTS FOR RURAL AREAS	99	STATEWIDE PROJECT	MODIFYING THE FEDERAL FUNDS RECEIVED FROM FTA ADMINISTERED BY PTD BASED ON SFY21 GRANTS	PUBLIC TRANSIT	5311	CAPITAL	$ 13,849,000	$ 2,300,000	$ 6,800,000										
TA-6666	PUBLIC TRANSIT	STATEWIDE	5339 BUS AND BUS FACILITIES	99	STATEWIDE PROJECT	FUNDS AUTHORIZED IN PROGRESS	PUBLIC TRANSIT	5339	CAPITAL	$ 6,750,000												
TC-0003	PUBLIC TRANSIT	NCDOT	5311 ADTAP CAPITAL FUNDING FOR RURAL TRANSIT	99	STATEWIDE PROJECT		PUBLIC TRANSIT	S	CAPITAL	$ 137,000	$ 137,000											
TC-0003	PUBLIC TRANSIT	NCDOT	5311 ADTAP CAPITAL FUNDING FOR RURAL TRANSIT	99	STATEWIDE PROJECT		PUBLIC TRANSIT	L	CAPITAL	$ 137,000	$ 137,000											
TC-0003	PUBLIC TRANSIT	NCDOT	5311 ADTAP CAPITAL FUNDING FOR RURAL TRANSIT	99	STATEWIDE PROJECT		PUBLIC TRANSIT	5311	CAPITAL	$ 1,097,000	$ 1,097,000											
TC-0005	PUBLIC TRANSIT	STATEWIDE	5339(b) DISCRETIONARY GRANT FOR FACILITY CONSTRUCTION	99	STATEWIDE PROJECT	NEW PROJECT DEVELOPED FOR FEDERAL FUNDING AWARD.	PUBLIC TRANSIT	L	CONSTRUCTION	$ 550,000												
TC-0005	PUBLIC TRANSIT	STATEWIDE	5339(b) DISCRETIONARY GRANT FOR FACILITY CONSTRUCTION	99	STATEWIDE PROJECT	NEW PROJECT DEVELOPED FOR FEDERAL FUNDING AWARD.	PUBLIC TRANSIT	5339	CONSTRUCTION	$ 2,100,000												
TC-0006	PUBLIC TRANSIT	STATEWIDE	5339(b) DISCRETIONARY GRANT FOR FOR FACILITY CONSTRUCTION	99	STATEWIDE PROJECT	NEW PROJECT DEVELOPED FOR FEDERAL FUNDING AWARD.	PUBLIC TRANSIT	L	CONSTRUCTION	$ 384,000												
TC-0006	PUBLIC TRANSIT	STATEWIDE	5339(b) DISCRETIONARY GRANT FOR FOR FACILITY CONSTRUCTION	99	STATEWIDE PROJECT	NEW PROJECT DEVELOPED FOR FEDERAL FUNDING AWARD.	PUBLIC TRANSIT	5339	CONSTRUCTION	$ 1,435,000												
TC-0007	PUBLIC TRANSIT	STATEWIDE	5339(b) DISCRETIONARY GRANT FOR CONSTRUCTION PROJECT	99	STATEWIDE PROJECT	NEW PROJECT DEVELOPED FOR FEDERAL FUNDING AWARD.	PUBLIC TRANSIT	L	CAPITAL	$ 787,000	$ 490,000											
TC-0007	PUBLIC TRANSIT	STATEWIDE	5339(b) DISCRETIONARY GRANT FOR CONSTRUCTION PROJECT	99	STATEWIDE PROJECT	NEW PROJECT DEVELOPED FOR FEDERAL FUNDING AWARD.	PUBLIC TRANSIT	5339	CAPITAL	$ 3,189,000	$ 2,000,000											
TC-0008	PUBLIC TRANSIT	STATEWIDE	5339(b) DISCRETIONARY GRANT FOR FACILITY CONSTRUCTION	99	STATEWIDE PROJECT	NEW PROJECT DEVELOPED FOR FEDERAL FUNDING AWARD.	PUBLIC TRANSIT	L	CAPITAL	$ 2,300,000	$ 1,300,000											

2024-2033 GUAMPO METROPOLITAN TRANSPORTATION IMPROVEMENT PROGRAM

												2024-2033 MTIP WINDOW										
PROJECT ID	MODE	ROUTE/CITY	DESCRIPTION	DIVISION	MPOs/RPOs	COMMENT	CATEGORY FUNDED	FUND SOURCE	ACTIVITY	TOTAL FUNDED (MAY INCLUDE PREVIOUSLY AUTHORIZED FUNDS)	FY 2023	FY 2024	FY 2025	FY 2026	FY 2027	FY 2028	FY 2029	FY 2030	FY 2031	FY 2032	FY 2033	AFTER 2033
TC-0008	PUBLIC TRANSIT	STATEWIDE	5339(b) DISCRETIONARY GRANT FOR FACILITY CONSTRUCTION	99	STATEWIDE PROJECT	NEW PROJECT DEVELOPED FOR FEDERAL FUNDING AWARD.	PUBLIC TRANSIT	5339	CAPITAL	$ 8,600,000	$ 4,600,000											
TC-0010	PUBLIC TRANSIT	STATEWIDE	5339(b) DISCRETIONARY GRANT FOR FOR FACILITY CONSTRUCTION	99	STATEWIDE PROJECT	NEW PROJECT DEVELOPED FOR FEDERAL FUNDING AWARD.	PUBLIC TRANSIT	L	CONSTRUCTION	$ 834,000												
TC-0010	PUBLIC TRANSIT	STATEWIDE	5339(b) DISCRETIONARY GRANT FOR FOR FACILITY CONSTRUCTION	99	STATEWIDE PROJECT	NEW PROJECT DEVELOPED FOR FEDERAL FUNDING AWARD.	PUBLIC TRANSIT	5339	CONSTRUCTION	$ 3,235,000												
TC-0011	PUBLIC TRANSIT	NCDOT	5339(b) DISCRETIONARY GRANT FOR FACILITY CONSTRUCTION	99	STATEWIDE PROJECT	NEW PROJECT DEVELOPED FOR FEDERAL FUNDING AWARD.	PUBLIC TRANSIT	5339	CONSTRUCTION	$ 719,000	$ 719,000											
TC-0011	PUBLIC TRANSIT	NCDOT	5339(b) DISCRETIONARY GRANT FOR FACILITY CONSTRUCTION	99	STATEWIDE PROJECT	NEW PROJECT DEVELOPED FOR FEDERAL FUNDING AWARD.	PUBLIC TRANSIT	L	CAPITAL	$ 2,298,000												
TC-0011	PUBLIC TRANSIT	NCDOT	5339(b) DISCRETIONARY GRANT FOR FACILITY CONSTRUCTION	99	STATEWIDE PROJECT	NEW PROJECT DEVELOPED FOR FEDERAL FUNDING AWARD.	PUBLIC TRANSIT	5339	CAPITAL	$ 6,391,000												
TC-0012	PUBLIC TRANSIT	STATEWIDE	5339(b) DISCRETIONARY GRANT TO PURCHASE ELECTRIC BUSES AND CHARGING STATIONS.	99	STATEWIDE PROJECT	NEW PROJECT DEVELOPED FOR FEDERAL FUNDING AWARD.	PUBLIC TRANSIT	L	CAPITAL	$ 773,000												
TC-0012	PUBLIC TRANSIT	STATEWIDE	5339(b) DISCRETIONARY GRANT TO PURCHASE ELECTRIC BUSES AND CHARGING STATIONS.	99	STATEWIDE PROJECT	NEW PROJECT DEVELOPED FOR FEDERAL FUNDING AWARD.	PUBLIC TRANSIT	5339	CAPITAL	$ 2,994,000												
TC-0013	PUBLIC TRANSIT	STATEWIDE	MOBILITY FROM ALL GRANT OPPORTUNITY FROM THE FTA.5310 DISCRETIONARY GRANT AWARDED BY FTA.	99	STATEWIDE PROJECT		PUBLIC TRANSIT	S	CAPITAL	$ 70,000												
TC-0013	PUBLIC TRANSIT	STATEWIDE	MOBILITY FROM ALL GRANT OPPORTUNITY FROM THE FTA.5310 DISCRETIONARY GRANT AWARDED BY FTA.	99	STATEWIDE PROJECT		PUBLIC TRANSIT	5310	CAPITAL	$ 280,000												
TC-0018	PUBLIC TRANSIT	NCDOT	5310 CAPITAL PROJECTS FOR RURAL AND URBAN AREAS.	99	STATEWIDE PROJECT		PUBLIC TRANSIT	S	CAPITAL	$ 1,026,000	$ 360,000	$ 325,000										
TC-0018	PUBLIC TRANSIT	NCDOT	5310 CAPITAL PROJECTS FOR RURAL AND URBAN AREAS.	99	STATEWIDE PROJECT		PUBLIC TRANSIT	L	CAPITAL	$ 1,118,000	$ 404,000	$ 350,000										

2024-2033 GUAMPO METROPOLITAN TRANSPORTATION IMPROVEMENT PROGRAM

												2024-2033 MTIP WINDOW										
PROJECT ID	MODE	ROUTE/CITY	DESCRIPTION	DIVISION	MPOs/RPOs	COMMENT	CATEGORY FUNDED	FUND SOURCE	ACTIVITY	TOTAL FUNDED (MAY INCLUDE PREVIOUSLY AUTHORIZED FUNDS)	FY 2023	FY 2024	FY 2025	FY 2026	FY 2027	FY 2028	FY 2029	FY 2030	FY 2031	FY 2032	FY 2033	AFTER 2033
TC-0018	PUBLIC TRANSIT	NCDOT	5310 CAPITAL PROJECTS FOR RURAL AND URBAN AREAS.	99	STATEWIDE PROJECT		PUBLIC TRANSIT	5310	CAPITAL	$ 5,811,000	$ 2,929,000	$ 2,607,000										
TC-0019	PUBLIC TRANSIT	NCDOT	5311 CAPITAL FUNDS FOR FTA GRANTS	99	STATEWIDE PROJECT		PUBLIC TRANSIT	S	CAPITAL	$ 1,715,000												
TC-0019	PUBLIC TRANSIT	NCDOT	5311 CAPITAL FUNDS FOR FTA GRANTS	99	STATEWIDE PROJECT		PUBLIC TRANSIT	L	CAPITAL	$ 1,715,000												
TC-0019	PUBLIC TRANSIT	NCDOT	5311 CAPITAL FUNDS FOR FTA GRANTS	99	STATEWIDE PROJECT		PUBLIC TRANSIT	5311	CAPITAL	$ 13,717,000												
TC-0020	PUBLIC TRANSIT	NCDOT	MODIFYING THE FEDERAL FUNDS RECEIVED FROM FTA ADMINISTERED BY PTD BASED ON FY 24 GRANTS	99	STATEWIDE PROJECT		PUBLIC TRANSIT	S	CAPITAL	$ 65,000	$ 35,000	$ 30,000										
TC-0020	PUBLIC TRANSIT	NCDOT	MODIFYING THE FEDERAL FUNDS RECEIVED FROM FTA ADMINISTERED BY PTD BASED ON FY 24 GRANTS	99	STATEWIDE PROJECT		PUBLIC TRANSIT	L	CAPITAL	$ 40,000	$ 10,000	$ 30,000										
TC-0020	PUBLIC TRANSIT	NCDOT	MODIFYING THE FEDERAL FUNDS RECEIVED FROM FTA ADMINISTERED BY PTD BASED ON FY 24 GRANTS	99	STATEWIDE PROJECT		PUBLIC TRANSIT	5309	CAPITAL	$ 320,000	$ 100,000	$ 220,000										
TC-0021	PUBLIC TRANSIT	NCDOT	5339 STATEWIDE RURAL	99	STATEWIDE PROJECT		PUBLIC TRANSIT	BGDA	PLANNING	$ 273,000												
TC-0021	PUBLIC TRANSIT	NCDOT	5339 STATEWIDE RURAL	99	STATEWIDE PROJECT		PUBLIC TRANSIT	S	CAPITAL	$ 1,402,000	$ 1,292,000	$ 110,000										
TC-0021	PUBLIC TRANSIT	NCDOT	5339 STATEWIDE RURAL	99	STATEWIDE PROJECT		PUBLIC TRANSIT	L	CAPITAL	$ 777,000	$ 100,000	$ 110,000										
TC-0021	PUBLIC TRANSIT	NCDOT	5339 STATEWIDE RURAL	99	STATEWIDE PROJECT		PUBLIC TRANSIT	5339	CAPITAL	$ 6,726,000	$ 1,370,000	$ 820,000										
TC-0022	PUBLIC TRANSIT	NCDOT	5311 ADTAP CAPITAL FUND FOR FTA GRANTS	99	STATEWIDE PROJECT		PUBLIC TRANSIT	S	CAPITAL	$ 188,000												

2024-2033 GUAMPO METROPOLITAN TRANSPORTATION IMPROVEMENT PROGRAM

												2024-2033 MTIP WINDOW										
PROJECT ID	MODE	ROUTE/CITY	DESCRIPTION	DIVISION	MPOs/RPOs	COMMENT	CATEGORY FUNDED	FUND SOURCE	ACTIVITY	TOTAL FUNDED (MAY INCLUDE PREVIOUSLY AUTHORIZED FUNDS)	FY 2023	FY 2024	FY 2025	FY 2026	FY 2027	FY 2028	FY 2029	FY 2030	FY 2031	FY 2032	FY 2033	AFTER 2033
TC-0022	PUBLIC TRANSIT	NCDOT	5311 ADTAP CAPITAL FUND FOR FTA GRANTS	99	STATEWIDE PROJECT		PUBLIC TRANSIT	L	CAPITAL	$ 188,000												
TC-0022	PUBLIC TRANSIT	NCDOT	5311 ADTAP CAPITAL FUND FOR FTA GRANTS	99	STATEWIDE PROJECT		PUBLIC TRANSIT	ADTAP	CAPITAL	$ 1,504,000												
TC-0026	PUBLIC TRANSIT	NCDOT	FEDERAL AMERICAN RESCUE PLAN (ARP) FUNDS FOR CAPITAL	99	STATEWIDE PROJECT		PUBLIC TRANSIT	ARP	CAPITAL	$ 500,000	$ 500,000											
TC-5004	PUBLIC TRANSIT	STATEWIDE	5311 ADTAP	99	STATEWIDE PROJECT	FUMODIFYING THE FEDERAL FUNDS RECEIVED FROM FTA ADMINISTERED BY PTD BASED ON SFY21 GRANTS	PUBLIC TRANSIT	ADTAP	CAPITAL	$ 3,392,000												
TG-0002	PUBLIC TRANSIT	STATEWIDE	FY21 5307 SBUS CAPITAL	99	STATEWIDE PROJECT	NEW PROJECT DEVELOPED FOR FEDERAL FUNDING AWARD.	PUBLIC TRANSIT	5307	CAPITAL	$ 21,000												
TG-0004	PUBLIC TRANSIT	STATEWIDE	FY21 5307 SBUS CAPITAL	99	STATEWIDE PROJECT	NEW PROJECT DEVELOPED FOR FEDERAL FUNDING AWARD.	PUBLIC TRANSIT	5307	CAPITAL	$ 168,000												
TG-0005	PUBLIC TRANSIT	STATEWIDE	FY21 5307 SBUS CAPITAL	99	STATEWIDE PROJECT	NEW PROJECT DEVELOPED FOR FEDERAL FUNDING AWARD.	PUBLIC TRANSIT	5307	CAPITAL	$ 168,000												
TG-0006	PUBLIC TRANSIT	STATEWIDE	FY21 5307 SBUS CAPITAL	99	STATEWIDE PROJECT	NEW PROJECT DEVELOPED FOR FEDERAL FUNDING AWARD.	PUBLIC TRANSIT	L	CAPITAL	$ 52,000	$ 52,000											
TG-0006	PUBLIC TRANSIT	STATEWIDE	FY21 5307 SBUS CAPITAL	99	STATEWIDE PROJECT	NEW PROJECT DEVELOPED FOR FEDERAL FUNDING AWARD.	PUBLIC TRANSIT	5307	CAPITAL	$ 329,000	$ 207,000											
TI-6109	PUBLIC TRANSIT	STATEWIDE	5311(F) INTERCITY BUS FUNDS FOR FTA GANTS	99	STATEWIDE PROJECT	MODIFYING THE FEDERAL FUNDS RECEIVED FROM FTA ADMINISTERED BY PTD BASED ON SFY21 GRANTS	PUBLIC TRANSIT	5311	OPERATIONS	$ 2,698,000												
TK-4900Z	PUBLIC TRANSIT	STATEWIDE	5311 STATE ADMINISTRATION AND 5311 STATE ADMINISTRATION	99	STATEWIDE PROJECT	MODIFYING THE FEDERAL FUNDS RECEIVED FROM FTA ADMINISTERED BY PTD BASED ON SFY21 GRANTS	PUBLIC TRANSIT	5311	ADMINISTRATIVE	$ 3,080,000												

2024-2033 GUAMPO METROPOLITAN TRANSPORTATION IMPROVEMENT PROGRAM

												2024-2033 MTIP WINDOW										
PROJECT ID	MODE	ROUTE/CITY	DESCRIPTION	DIVISION	MPOs/RPOs	COMMENT	CATEGORY FUNDED	FUND SOURCE	ACTIVITY	TOTAL FUNDED (MAY INCLUDE PREVIOUSLY AUTHORIZED FUNDS)	FY 2023	FY 2024	FY 2025	FY 2026	FY 2027	FY 2028	FY 2029	FY 2030	FY 2031	FY 2032	FY 2033	AFTER 2033
TK-4902	PUBLIC TRANSIT	STATEWIDE	STATE ADMINISTRATION OF APPALACHIAN DEVELOPMENT TRANSPORTATION ASSISTANCE PROGRAM	99	STATEWIDE PROJECT	MODIFYING THE FEDERAL FUNDS RECEIVED FROM FTA ADMINISTERED BY PTD BASED ON SFY21 GRANTS	PUBLIC TRANSIT	ADTAP	ADMINISTRATIVE	$ 235,000												
TK-6181	PUBLIC TRANSIT	STATEWIDE	5311 ADMINISTRATIVE	99	STATEWIDE PROJECT	MODIFYING THE FEDERAL FUNDS RECEIVED FROM FTA ADMINISTERED BY PTD BASED ON SFY21 GRANTS	PUBLIC TRANSIT	5311	ADMINISTRATIVE	$ 15,025,000												
TM-0002	PUBLIC TRANSIT	NCDOT	INTEGRATED MOBILITY DIVISION STATE ADMINISTRATION FUNDS TO SUPPORT THE IMD WITH PROVIDING SUBRECIPIENT MONITORING AND OVERSIGHT AND PROVIDE TECHNICAL ASSISTANCE IN THE DEVELOPMENT OF PROJECTS AND PLANS FOR SMALL URBAN AND RURAL AREAS(5311 ADMIN/OPERATING/CAPITAL AND 5311(F)	99	STATEWIDE PROJECT		PUBLIC TRANSIT	5311	ADMINISTRATIVE	$ 3,950,000	$ 3,950,000											
TM-0004	PUBLIC TRANSIT	NCDOT	INTEGRATED MOBILITY DIVISION STATE ADMINISTRATION FUNDS TO SUPPORT THE IMD WITH PROVIDING SUBRECIPIENT MONITORING AND OVERSIGHT AND PROVIDE TECHNICAL ASSISTANCE IN THE DEVELOPMENT OF PROJECTS AND PLANS FOR SMALL URBAN AND RURAL AREAS(5311CAPITAL-ADTAP)	99	STATEWIDE PROJECT		PUBLIC TRANSIT	5311	ADMINISTRATIVE	$ 150,000	$ 150,000											
TM-0010	PUBLIC TRANSIT	STATEWIDE	5307 OPERATING FUNDS	99	STATEWIDE PROJECT	NEW PROJECT DEVELOPED FOR FEDERAL FUNDING AWARD.	PUBLIC TRANSIT	5307	OPERATIONS	$ 142,000												
TM-0012	PUBLIC TRANSIT	STATEWIDE	5307 OPERATING FUNDS	99	STATEWIDE PROJECT	NEW PROJECT DEVELOPED FOR FEDERAL FUNDING AWARD.	PUBLIC TRANSIT	5307	OPERATIONS	$ 129,000												
TM-0014	PUBLIC TRANSIT	STATEWIDE	5307 OPERATING FUNDS	99	STATEWIDE PROJECT	NEW PROJECT DEVELOPED FOR FEDERAL FUNDING AWARD.	PUBLIC TRANSIT	5307	OPERATIONS	$ 75,000												
TM-0015	PUBLIC TRANSIT	STATEWIDE	5307 OPERATING FUNDS	99	STATEWIDE PROJECT	NEW PROJECT DEVELOPED FOR FEDERAL FUNDING AWARD.	PUBLIC TRANSIT	5307	ADMINISTRATIVE	$ 145,000												
TM-0020	PUBLIC TRANSIT	STATEWIDE	5307 OPERATING FUNDS	99	STATEWIDE PROJECT	NEW PROJECT DEVELOPED FOR FEDERAL FUNDING AWARD.	PUBLIC TRANSIT	5307	ADMINISTRATIVE	$ 45,000												
TM-0020	PUBLIC TRANSIT	STATEWIDE	5307 OPERATING FUNDS	99	STATEWIDE PROJECT	NEW PROJECT DEVELOPED FOR FEDERAL FUNDING AWARD.	PUBLIC TRANSIT	L	OPERATIONS	$ 1,073,000	$ 1,073,000											
TM-0020	PUBLIC TRANSIT	STATEWIDE	5307 OPERATING FUNDS	99	STATEWIDE PROJECT	NEW PROJECT DEVELOPED FOR FEDERAL FUNDING AWARD.	PUBLIC TRANSIT	5307	OPERATIONS	$ 1,073,000	$ 1,073,000											
TM-0022	PUBLIC TRANSIT	STATEWIDE	5307 OPERATING FUNDS	99	STATEWIDE PROJECT	NEW PROJECT DEVELOPED FOR FEDERAL FUNDING AWARD.	PUBLIC TRANSIT	5307	ADMINISTRATIVE	$ 18,000												

2024-2033 GUAMPO METROPOLITAN TRANSPORTATION IMPROVEMENT PROGRAM

												2024-2033 MTIP WINDOW										
PROJECT ID	MODE	ROUTE/CITY	DESCRIPTION	DIVISION	MPOs/RPOs	COMMENT	CATEGORY FUNDED	FUND SOURCE	ACTIVITY	TOTAL FUNDED (MAY INCLUDE PREVIOUSLY AUTHORIZED FUNDS)	FY 2023	FY 2024	FY 2025	FY 2026	FY 2027	FY 2028	FY 2029	FY 2030	FY 2031	FY 2032	FY 2033	AFTER 2033
TM-0023	PUBLIC TRANSIT	NCDOT	INTEGRATED MOBILITY DIVISION STATE ADMINISTRATION FUNDS TO SUPPORT THE IMD WITH PROVIDING SUBRECIPIENT MONITORING AND OVERSIGHT AND PROVIDE TECHNICAL ASSISTANCE IN THE DEVELOPMENT OF PROJECTS AND PLANS FOR SMALL URBAN AND RURAL AREAS(5310 ADMIN/OPERATING/CAPITAL PURCHASE	99	STATEWIDE PROJECT		PUBLIC TRANSIT	5310	ADMINISTRATIVE	$ 1,022,000	$ 522,000	$ 500,000										
TM-0024	PUBLIC TRANSIT	STATEWIDE	AIM GRANT OPPORTUNITY FROM THE FTA. DISCRETIONARY GRANT AWARDED BY FTA. THIS WILL ALLOW THE CITY TO EXPAND SERVICE AND HOURS.	99	STATEWIDE PROJECT		PUBLIC TRANSIT	L	OPERATIONS	$ 63,000												
TM-0024	PUBLIC TRANSIT	STATEWIDE	AIM GRANT OPPORTUNITY FROM THE FTA. DISCRETIONARY GRANT AWARDED BY FTA. THIS WILL ALLOW THE CITY TO EXPAND SERVICE AND HOURS.	99	STATEWIDE PROJECT		PUBLIC TRANSIT	5312	OPERATIONS	$ 250,000												
TM-0025	PUBLIC TRANSIT	NCDOT	5310 OPERATING PROJECTS	99	STATEWIDE PROJECT		PUBLIC TRANSIT	L	OPERATIONS	$ 2,106,000												
TM-0025	PUBLIC TRANSIT	NCDOT	5310 OPERATING PROJECTS	99	STATEWIDE PROJECT		PUBLIC TRANSIT	5310	OPERATIONS	$ 2,106,000												
TM-0027	PUBLIC TRANSIT	NCDOT	5311 ADMINISTRATIVE FUNDS FOR FTA GRANTS	99	STATEWIDE PROJECT		PUBLIC TRANSIT	S	ADMINISTRATIVE	$ 2,204,000	$ 988,000	$ 320,000										
TM-0027	PUBLIC TRANSIT	NCDOT	5311 ADMINISTRATIVE FUNDS FOR FTA GRANTS	99	STATEWIDE PROJECT		PUBLIC TRANSIT	L	ADMINISTRATIVE	$ 10,868,000	$ 2,868,000	$ 320,000										
TM-0027	PUBLIC TRANSIT	NCDOT	5311 ADMINISTRATIVE FUNDS FOR FTA GRANTS	99	STATEWIDE PROJECT		PUBLIC TRANSIT	5311	ADMINISTRATIVE	$ 32,358,000	$ 15,428,000	$ 2,600,000										
TM-0028	PUBLIC TRANSIT	NCDOT	5311 OPERATING FUNDS FOR FTA GRANTS	99	STATEWIDE PROJECT		PUBLIC TRANSIT	S	OPERATIONS	$ 100,000		$ 100,000										
TM-0028	PUBLIC TRANSIT	NCDOT	5311 OPERATING FUNDS FOR FTA GRANTS	99	STATEWIDE PROJECT		PUBLIC TRANSIT	L	OPERATIONS	$ 2,124,000	$ 647,000	$ 660,000										
TM-0028	PUBLIC TRANSIT	NCDOT	5311 OPERATING FUNDS FOR FTA GRANTS	99	STATEWIDE PROJECT		PUBLIC TRANSIT	5311	OPERATIONS	$ 2,124,000	$ 647,000	$ 660,000										
TM-0029	PUBLIC TRANSIT	NCDOT	5311 STATE ADMINISTRATIVE FUNDS FOR FTA GRANTS	99	STATEWIDE PROJECT		PUBLIC TRANSIT	5311	ADMINISTRATIVE	$ 3,361,000												

2024-2033 GUAMPO METROPOLITAN TRANSPORTATION IMPROVEMENT PROGRAM

												2024-2033 MTIP WINDOW										
PROJECT ID	MODE	ROUTE/CITY	DESCRIPTION	DIVISION	MPOs/RPOs	COMMENT	CATEGORY FUNDED	FUND SOURCE	ACTIVITY	TOTAL FUNDED (MAY INCLUDE PREVIOUSLY AUTHORIZED FUNDS)	FY 2023	FY 2024	FY 2025	FY 2026	FY 2027	FY 2028	FY 2029	FY 2030	FY 2031	FY 2032	FY 2033	AFTER 2033
TM-0030	PUBLIC TRANSIT	NCDOT	5311 ADTAP STATE ADMINISTRATIVE FUNDS	99	STATEWIDE PROJECT		PUBLIC TRANSIT	ADTAP	ADMINISTRATIVE	$ 177,000												
TM-0031	PUBLIC TRANSIT	NCDOT	RTAP STATEWIDE FUNDS FOR FTA GRANTS	99	STATEWIDE PROJECT		PUBLIC TRANSIT	RTAP	ADMINISTRATIVE	$ 1,628,000	$ 698,000	$ 650,000										
TM-0032	PUBLIC TRANSIT	NCDOT	5311(F) INTERCITY BUS FUNDS FOR FTA GRANTS	99	STATEWIDE PROJECT		PUBLIC TRANSIT	S	OPERATIONS	$ 12,607,000	$ 12,607,000											
TM-0032	PUBLIC TRANSIT	NCDOT	5311(F) INTERCITY BUS FUNDS FOR FTA GRANTS	99	STATEWIDE PROJECT		PUBLIC TRANSIT	5311	OPERATIONS	$ 16,834,000	$ 12,607,000											
TM-0033	PUBLIC TRANSIT	NCDOT	5311(F) INTERCITY BUS - STATE ADMIN	99	STATEWIDE PROJECT		PUBLIC TRANSIT	5311	ADMINISTRATIVE	$ 494,000												
TM-0036	PUBLIC TRANSIT	STATEWIDE	5310 STATE ADMINISTRATIVE FUNDS.	99	STATEWIDE PROJECT		PUBLIC TRANSIT	5310	ADMINISTRATIVE	$ 567,000												
TM-0038	PUBLIC TRANSIT	NCDOT	IMD STATE ADMINISTRATION - AMERICAN RESCUE PLAN AND CORONAVIRUS RESPONSE AND RELIEF SUPPLEMENTAL APPROPRIATION ACT FUNDS TO SUPPORT THE INTEGRATED MOBILITY DIVISION WITH PROVIDING SUBRECIPIENT MONITORING AND OVERSIGHT AND PROVIDE TECHNICAL ASSISTANCE IN THE DEVELOPMENT OF PROJECTS AND PLANS FOR	99	STATEWIDE PROJECT		PUBLIC TRANSIT	S	ADMINISTRATIVE	$ 86,000		$ 86,000										
TM-0038	PUBLIC TRANSIT	NCDOT	IMD STATE ADMINISTRATION - AMERICAN RESCUE PLAN AND CORONAVIRUS RESPONSE AND RELIEF SUPPLEMENTAL APPROPRIATION ACT FUNDS TO SUPPORT THE INTEGRATED MOBILITY DIVISION WITH PROVIDING SUBRECIPIENT MONITORING AND OVERSIGHT AND PROVIDE TECHNICAL ASSISTANCE IN THE DEVELOPMENT OF PROJECTS AND PLANS FOR	99	STATEWIDE PROJECT		PUBLIC TRANSIT	FEDT	ADMINISTRATIVE	$ 1,415,000	$ 1,400,000	$ 15,000										
TM-5301	PUBLIC TRANSIT	SUB REGIONAL	STATE ADMINISTRATION - JOB ACCESS NON-URBAN	99	STATEWIDE PROJECT	FUNDS AUTHORIZED IN PROGRESS	PUBLIC TRANSIT	5316	ADMINISTRATIVE	$ 5,592,000												

2024-2033 GUAMPO METROPOLITAN TRANSPORTATION IMPROVEMENT PROGRAM

												2024-2033 MTIP WINDOW										
PROJECT ID	MODE	ROUTE/CITY	DESCRIPTION	DIVISION	MPOs/RPOs	COMMENT	CATEGORY FUNDED	FUND SOURCE	ACTIVITY	TOTAL FUNDED (MAY INCLUDE PREVIOUSLY AUTHORIZED FUNDS)	FY 2023	FY 2024	FY 2025	FY 2026	FY 2027	FY 2028	FY 2029	FY 2030	FY 2031	FY 2032	FY 2033	AFTER 2033
TN-5112	PUBLIC TRANSIT	SUB REGIONAL	STATE ADMINISTRATION - NEW FREEDOM - 5317	99	STATEWIDE PROJECT	FUNDS AUTHORIZED IN PROGRESS	PUBLIC TRANSIT	5317	ADMINISTRATIVE	$ 4,270,000												
TN-6125	PUBLIC TRANSIT	STATEWIDE	5317 NEW FREEDOM	99	STATEWIDE PROJECT		PUBLIC TRANSIT	L	OPERATIONS	$ 793,000	$ 88,000	$ 90,000	$ 92,000	$ 94,000	$ 96,000							
TN-6125	PUBLIC TRANSIT	STATEWIDE	5317 NEW FREEDOM	99	STATEWIDE PROJECT		PUBLIC TRANSIT	FEP	OPERATIONS	$ 3,963,000	$ 440,000	$ 450,000	$ 460,000	$ 470,000	$ 480,000							
TO-0003	PUBLIC TRANSIT	STATEWIDE	HUMAN TRAFFICKING AWARENESS AND PUBLIC SAFETY INITIATIVE DISCRETIONARY GRANT AWARDED BY FTA. GRANT WILL ALLOW FOR STATEWIDE TRAINING AND IMPLEMENTATION OF A TRAINING PROGRAM FOR TRANSIT EMPLOYEES ACROSS THE STATE ON HOW TO RECOGNIZE AND RESPOND TO THE SIGNS OF HUMAN TRAFFICKING. THE	99	STATEWIDE PROJECT		PUBLIC TRANSIT	5312	ADMINISTRATIVE	$ 120,000													
TO-0003	PUBLIC TRANSIT	STATEWIDE	HUMAN TRAFFICKING AWARENESS AND PUBLIC SAFETY INITIATIVE DISCRETIONARY GRANT AWARDED BY FTA. GRANT WILL ALLOW FOR STATEWIDE TRAINING AND IMPLEMENTATION OF A TRAINING PROGRAM FOR TRANSIT EMPLOYEES ACROSS THE STATE ON HOW TO RECOGNIZE AND RESPOND TO THE SIGNS OF HUMAN TRAFFICKING. THE	99	STATEWIDE PROJECT		PUBLIC TRANSIT	5307	ADMINISTRATIVE	$ 30,000													
TO-0004	PUBLIC TRANSIT	STATEWIDE	SYSTEM SAFETY OVERSIGHT GRANT FOR NCDOT RAIL DIVISION.	99	STATEWIDE PROJECT	ADD PROJECT TO TO-0004 TO STIP FOR FFY 2021. NEW PROJECT DEVELOPED FOR FEDERAL FUNDING AWARD FOR SYSTEM SAFETY OVERSIGHT FOR THE NCDOT RAIL DIVISION.	PUBLIC TRANSIT	SSO	ADMINISTRATIVE	$ 704,000	$ 352,000												
TO-0004	PUBLIC TRANSIT	STATEWIDE	SYSTEM SAFETY OVERSIGHT GRANT FOR NCDOT RAIL DIVISION.	99	STATEWIDE PROJECT	ADD PROJECT TO TO-0004 TO STIP FOR FFY 2021. NEW PROJECT DEVELOPED FOR FEDERAL FUNDING AWARD FOR SYSTEM SAFETY OVERSIGHT FOR THE NCDOT RAIL DIVISION.	PUBLIC TRANSIT	S	ADMINISTRATIVE	$ 176,000	$ 88,000												
TO-6135	PUBLIC TRANSIT	STATEWIDE	5311 OPERATING FUNDS FOR FTA GRANTS	99	STATEWIDE PROJECT	MODIFYING THE FEDERAL FUNDS RECEIVED FROM FTA ADMINISTERED BY PTD BASED ON SFY21 GRANTS	PUBLIC TRANSIT	5311	OPERATIONS	$ 947,000												
TO-6155	PUBLIC TRANSIT	STATEWIDE	5311 OPERATING AND 5311 OPERATING F	99	STATEWIDE PROJECT		PUBLIC TRANSIT	L	OPERATIONS	$ 57,825,000	$ 6,425,000	$ 6,435,000	$ 6,445,000	$ 6,455,000	$ 6,465,000							
TO-6155	PUBLIC TRANSIT	STATEWIDE	5311 OPERATING AND 5311 OPERATING F	99	STATEWIDE PROJECT		PUBLIC TRANSIT	5311	OPERATIONS	$ 115,650,000	$ 12,850,000	$ 12,870,000	$ 12,890,000	$ 12,910,000	$ 12,930,000							
TP-4901	PUBLIC TRANSIT	REGIONAL COORDINATED AREA TRANSPORTION	PLANNING ASSISTANCE - RESEARCH SUPPORT ACTIVITIES	99	STATEWIDE PROJECT	FUNDS AUTHORIZED IN PROGRESS	PUBLIC TRANSIT	S	CAPITAL	$ 630,000												

2024-2033 GUAMPO METROPOLITAN TRANSPORTATION IMPROVEMENT PROGRAM

											2024-2033 MTIP WINDOW											
PROJECT ID	MODE	ROUTE/CITY	DESCRIPTION	DIVISION	MPOs/RPOs	COMMENT	CATEGORY FUNDED	FUND SOURCE	ACTIVITY	TOTAL FUNDED (MAY INCLUDE PREVIOUSLY AUTHORIZED FUNDS)	FY 2023	FY 2024	FY 2025	FY 2026	FY 2027	FY 2028	FY 2029	FY 2030	FY 2031	FY 2032	FY 2033	AFTER 2033
TP-4901	PUBLIC TRANSIT	REGIONAL COORDINATED AREA TRANSPORTION	PLANNING ASSISTANCE - RESEARCH SUPPORT ACTIVITIES	99	STATEWIDE PROJECT	FUNDS AUTHORIZED IN PROGRESS	PUBLIC TRANSIT	FSPR	CAPITAL	$ 7,139,000												
TP-5154	PUBLIC TRANSIT	STATEWIDE	5304 PLANNING	99	STATEWIDE PROJECT		PUBLIC TRANSIT	L	PLANNING	$ 954,000	$ 106,000	$ 108,000	$ 110,000	$ 112,000	$ 114,000							
TP-5154	PUBLIC TRANSIT	STATEWIDE	5304 PLANNING	99	STATEWIDE PROJECT		PUBLIC TRANSIT	5303	PLANNING	$ 4,770,000	$ 530,000	$ 540,000	$ 550,000	$ 560,000	$ 570,000							
TQ-6954	PUBLIC TRANSIT	STATEWIDE	5310 OPERATING PROJECTS FOR RURAL AREAS	99	STATEWIDE PROJECT	MODIFYING THE FEDERAL FUNDS RECEIVED FROM FTA ADMINISTERED BY PTD BASED ON SFY21 GRANTS	PUBLIC TRANSIT	L	OPERATIONS	$ 2,832,000	$ 2,137,000	$ 695,000										
TQ-6954	PUBLIC TRANSIT	STATEWIDE	5310 OPERATING PROJECTS FOR RURAL AREAS	99	STATEWIDE PROJECT	MODIFYING THE FEDERAL FUNDS RECEIVED FROM FTA ADMINISTERED BY PTD BASED ON SFY21 GRANTS	PUBLIC TRANSIT	5310	OPERATIONS	$ 6,103,000	$ 2,138,000	$ 2,005,000										
TQ-9038	PUBLIC TRANSIT	STATEWIDE	5310 CAPITAL PROJECTS FOR RURAL AREAS AND SMALL URBAN AREAS	99	STATEWIDE PROJECT	MODIFYING THE FEDERAL FUND S RECEIVED FROM FTA ADMINISTERED BY PTD BASED ON SFY21 GRANTS	PUBLIC TRANSIT	5310	CAPITAL	$ 2,850,000												
TS-4900Z	PUBLIC TRANSIT	STATEWIDE	STATEWIDE RTAP	99	STATEWIDE PROJECT	MODIFYING THE FEDERAL FUNDS RECEIVED FROM FTA ADMINISTERED BY PTD BASED ON SFY21 GRANTS	PUBLIC TRANSIT	RTAP	ADMINISTRATIVE	$ 480,000												
TS-7001	PUBLIC TRANSIT	STATEWIDE	5329 STATE SAFETY AND OVERSIGHT	99	STATEWIDE PROJECT		PUBLIC TRANSIT	S	ADMINISTRATIVE	$ 812,000	$ 69,000	$ 69,000	$ 69,000	$ 70,000	$ 70,000							
TS-7001	PUBLIC TRANSIT	STATEWIDE	5329 STATE SAFETY AND OVERSIGHT	99	STATEWIDE PROJECT		PUBLIC TRANSIT	L	ADMINISTRATIVE	$ 70,000					$ 70,000							
TS-7001	PUBLIC TRANSIT	STATEWIDE	5329 STATE SAFETY AND OVERSIGHT	99	STATEWIDE PROJECT		PUBLIC TRANSIT	FED	ADMINISTRATIVE	$ 4,224,000	$ 345,000	$ 345,000	$ 345,000	$ 346,000	$ 346,000							
TU-0003	PUBLIC TRANSIT	NCDOT	H.O.P.E GRANT OPPORTUNITY FROM THE FTA. DISCRETIONARY GRANT AWARDED BY FTA. PLANNING AND DESIGN IN PREPARATION FOR ELECTRIC VEHICLE DEPLOYMENT.	99	STATEWIDE PROJECT	ADD PROJECT TU-0003 TO STIP FOR FFY 2021. NEW PROJECT DEVELOPED FOR FEDERAL FUNDING AWARD. PROJECT ADDED AT THE REQUEST OF IMD.	PUBLIC TRANSIT	S	PLANNING	$ 32,000	$ 20,000											
TU-0003	PUBLIC TRANSIT	NCDOT	H.O.P.E GRANT OPPORTUNITY FROM THE FTA. DISCRETIONARY GRANT AWARDED BY FTA. PLANNING AND DESIGN IN PREPARATION FOR ELECTRIC VEHICLE DEPLOYMENT.	99	STATEWIDE PROJECT	ADD PROJECT TU-0003 TO STIP FOR FFY 2021. NEW PROJECT DEVELOPED FOR FEDERAL FUNDING AWARD. PROJECT ADDED AT THE REQUEST OF IMD.	PUBLIC TRANSIT	5312	PLANNING	$ 110,000												

2024-2033 GUAMPO METROPOLITAN TRANSPORTATION IMPROVEMENT PROGRAM

												2024-2033 MTIP WINDOW										
PROJECT ID	MODE	ROUTE/CITY	DESCRIPTION	DIVISION	MPOs/RPOs	COMMENT	CATEGORY FUNDED	FUND SOURCE	ACTIVITY	TOTAL FUNDED (MAY INCLUDE PREVIOUSLY AUTHORIZED FUNDS)	FY 2023	FY 2024	FY 2025	FY 2026	FY 2027	FY 2028	FY 2029	FY 2030	FY 2031	FY 2032	FY 2033	AFTER 2033
TU-0003	PUBLIC TRANSIT	NCDOT	H.O.P.E GRANT OPPORTUNITY FROM THE FTA. DISCRETIONARY GRANT AWARDED BY FTA. PLANNING AND DESIGN IN PREPARATION FOR ELECTRIC VEHICLE DEPLOYMENT.	99	STATEWIDE PROJECT	ADD PROJECT TU-0003 TO STIP FOR FFY 2021. NEW PROJECT DEVELOPED FOR FEDERAL FUNDING AWARD. PROJECT ADDED AT THE REQUEST OF IMD.	PUBLIC TRANSIT	5303	PLANNING	$ 80,000	$ 80,000											
TU-0005	PUBLIC TRANSIT	NCDOT	5303 METROPOLITAN TRANSPORTATION PLANNING FUNDS FOR FTA GRANTS	99	STATEWIDE PROJECT		PUBLIC TRANSIT	S	PLANNING	$ 1,081,000	$ 750,000											
TU-0005	PUBLIC TRANSIT	NCDOT	5303 METROPOLITAN TRANSPORTATION PLANNING FUNDS FOR FTA GRANTS	99	STATEWIDE PROJECT		PUBLIC TRANSIT	L	PLANNING	$ 1,081,000	$ 750,000											
TU-0005	PUBLIC TRANSIT	NCDOT	5303 METROPOLITAN TRANSPORTATION PLANNING FUNDS FOR FTA GRANTS	99	STATEWIDE PROJECT		PUBLIC TRANSIT	5303	PLANNING	$ 8,647,000	$ 6,000,000											
TU-0008	PUBLIC TRANSIT	NCDOT	NCSU (ITRE) WILL PROVIDE TECHNICAL ASSISTANCE TO THE INTEGRATED MOBILITY DIVISION AND SUBRECIPIENTS.	99	STATEWIDE PROJECT		PUBLIC TRANSIT	S	PLANNING	$ 118,000												
TU-0008	PUBLIC TRANSIT	NCDOT	NCSU (ITRE) WILL PROVIDE TECHNICAL ASSISTANCE TO THE INTEGRATED MOBILITY DIVISION AND SUBRECIPIENTS.	99	STATEWIDE PROJECT		PUBLIC TRANSIT	5311	PLANNING	$ 470,000												
TU-0009	PUBLIC TRANSIT	NCDOT	NCSU (ITRE) WILL USE THE FUNDS TO PROVIDE TRAINING/PROFESSIONAL DEVELOPMENT RELATED TO DELIVERY OF ADA TRAINING TO TRANSIT PROFESSIONALS.	99	STATEWIDE PROJECT		PUBLIC TRANSIT	RTAP	PLANNING	$ 765,000												
TU-0011	PUBLIC TRANSIT	NCDOT	NCDOT-IMD SECTION 5304 PROGRAM FUNDS TO SUPPORT THE INTEGRATED MOBILITY DIVISION URBAN TRANSIT TECHNICAL ASSISTANCE ACTIVITIES.	99	STATEWIDE PROJECT		PUBLIC TRANSIT	L	PLANNING	$ 227,000												
TU-0011	PUBLIC TRANSIT	NCDOT	NCDOT-IMD SECTION 5304 PROGRAM FUNDS TO SUPPORT THE INTEGRATED MOBILITY DIVISION URBAN TRANSIT TECHNICAL ASSISTANCE ACTIVITIES.	99	STATEWIDE PROJECT		PUBLIC TRANSIT	5303	PLANNING	$ 2,834,000		$ 1,700,000										
TU-0011	PUBLIC TRANSIT	NCDOT	NCDOT-IMD SECTION 5304 PROGRAM FUNDS TO SUPPORT THE INTEGRATED MOBILITY DIVISION URBAN TRANSIT TECHNICAL ASSISTANCE ACTIVITIES.	99	STATEWIDE PROJECT		PUBLIC TRANSIT	5303	ADMINISTRATIVE	$ 370,000	$ 370,000											
TU-0012	PUBLIC TRANSIT	NCDOT	CAPE FEAR PUBLIC TRANSPORTATION AUTHORITY. PLANNING STUDY ON THE TRANSITION TO ZERO EMISSIONS LIGHT AND HEAVY DUTY PASSENGER VEHICLES. THE TRANSITION PLAN IS AREQUIREMENT BY FTA TO APPLY FOR GRANT FUNDS SUPPORTING ANY ZEV PROJECTS, INCLUDING VEHICLES AND ALL RELATED INFRASTRUCTURE.	99	STATEWIDE PROJECT		PUBLIC TRANSIT	L	PLANNING	$ 20,000	$ 20,000											
TU-0012	PUBLIC TRANSIT	NCDOT	CAPE FEAR PUBLIC TRANSPORTATION AUTHORITY. PLANNING STUDY ON THE TRANSITION TO ZERO EMISSIONS LIGHT AND HEAVY DUTY PASSENGER VEHICLES. THE TRANSITION PLAN IS AREQUIREMENT BY FTA TO APPLY FOR GRANT FUNDS SUPPORTING ANY ZEV PROJECTS, INCLUDING VEHICLES AND ALL RELATED INFRASTRUCTURE.	99	STATEWIDE PROJECT		PUBLIC TRANSIT	5303	PLANNING	$ 80,000	$ 80,000											

2024-2033 GUAMPO METROPOLITAN TRANSPORTATION IMPROVEMENT PROGRAM

												2024-2033 MTIP WINDOW										
PROJECT ID	MODE	ROUTE/CITY	DESCRIPTION	DIVISION	MPOs/RPOs	COMMENT	CATEGORY FUNDED	FUND SOURCE	ACTIVITY	TOTAL FUNDED (MAY INCLUDE PREVIOUSLY AUTHORIZED FUNDS)	FY 2023	FY 2024	FY 2025	FY 2026	FY 2027	FY 2028	FY 2029	FY 2030	FY 2031	FY 2032	FY 2033	AFTER 2033
TU-0014	PUBLIC TRANSIT	NCDOT	NCSU (ITRE) WILL PROVIDE TECHNICAL ASSISTANCE TO THE INTEGRATED MOBILITY DIVISION AND SUBRECIPIENTS.	99	STATEWIDE PROJECT		PUBLIC TRANSIT	L	PLANNING	$ 127,000	$ 127,000											
TU-0014	PUBLIC TRANSIT	NCDOT	NCSU (ITRE) WILL PROVIDE TECHNICAL ASSISTANCE TO THE INTEGRATED MOBILITY DIVISION AND SUBRECIPIENTS.	99	STATEWIDE PROJECT		PUBLIC TRANSIT	5311	PLANNING	$ 507,000	$ 507,000											
TU-0015	PUBLIC TRANSIT	NCDOT	NCSU (ITRE) WILL USE THE FUNDS TO PROVIDE TRAINING/PROFESSIONAL DEVELOPMENT RELATED TO THE DELIVERY OF ADA TRAINING TO TRANSIT PROFESSIONALS.	99	STATEWIDE PROJECT		PUBLIC TRANSIT	RTAP	PLANNING	$ 73,000	$ 73,000											
TV-4903	PUBLIC TRANSIT	SUB REGIONAL	5310 STATE ADMIN	99	STATEWIDE PROJECT	FUNDS AUTHORIZED IN PROGRESS	PUBLIC TRANSIT	5310	ADMINISTRATIVE	$ 450,000												
P-5602	RAIL	VARIOUS	STATEWIDE RAIL PRELIMINARY ENGINEERING	99	STATEWIDE PROJECT	IN PROGRESS				$ 4,170,000												
P-5602DIV	RAIL	VARIOUS	STATEWIDE RAIL PRELIMINARY ENGINEERING	99	STATEWIDE PROJECT		DIVISION SW	T	ENGINEERING	$ 4,800,000	$ 300,000	$ 300,000	$ 300,000	$ 300,000	$ 300,000	$ 300,000	$ 300,000	$ 300,000	$ 300,000	$ 300,000	$ 300,000	$ 600,000
P-5602REG	RAIL	VARIOUS	STATEWIDE RAIL PRELIMINARY ENGINEERING	99	STATEWIDE PROJECT		REGION SW	T	ENGINEERING	$ 4,800,000	$ 300,000	$ 300,000	$ 300,000	$ 300,000	$ 300,000	$ 300,000	$ 300,000	$ 300,000	$ 300,000	$ 300,000	$ 300,000	$ 600,000
P-5602SW	RAIL	VARIOUS	STATEWIDE RAIL PRELIMINARY ENGINEERING	99	STATEWIDE PROJECT		STATEWIDE MOBILITY	T	ENGINEERING	$ 6,400,000	$ 400,000	$ 400,000	$ 400,000	$ 400,000	$ 400,000	$ 400,000	$ 400,000	$ 400,000	$ 400,000	$ 400,000	$ 400,000	$ 800,000
RX-2100	RAIL	VARIOUS	PASSENGER RAIL CROSSING SAFETY IMPROVEMENT INVENTORY PROGRAM	99	STATEWIDE PROJECT	PROGRAMMED FOR PLANNING AND ENVIRONMENTAL STUDIES ONLY	DIVISION SW	RR	ENGINEERING	$ 2,500,000	$ 500,000	$ 500,000	$ 500,000									
RX-9999	RAIL	VARIOUS	RAILWAY-HIGHWAY CROSSINGS PROGRAM - UNPROGRAMMED BALANCE	99	STATEWIDE PROJECT		DIVISION SW	RR	CONSTRUCTION	$ 85,008,000		$ 7,084,000	$ 7,084,000	$ 7,084,000	$ 7,084,000	$ 7,084,000	$ 7,084,000	$ 7,084,000	$ 7,084,000	$ 7,084,000	$ 7,084,000	$ 14,168,000
Y-5500	RAIL	VARIOUS	TRAFFIC SEPARATION STUDY IMPLEMENTATION AND CLOSURES - UNPROGRAMMED BALANCE	99	STATEWIDE PROJECT	IN PROGRESS	DIVISION SW	RR	RIGHT-OF-WAY	$ 1,500,000	$ 500,000											
Y-5500	RAIL	VARIOUS	TRAFFIC SEPARATION STUDY IMPLEMENTATION AND CLOSURES - UNPROGRAMMED BALANCE	99	STATEWIDE PROJECT	IN PROGRESS	DIVISION SW	RR	CONSTRUCTION	$ 7,560,000	$ 2,500,000											

2024-2033 GUAMPO METROPOLITAN TRANSPORTATION IMPROVEMENT PROGRAM

												2024-2033 MTIP WINDOW										
PROJECT ID	MODE	ROUTE/CITY	DESCRIPTION	DIVISION	MPOs/RPOs	COMMENT	CATEGORY FUNDED	FUND SOURCE	ACTIVITY	TOTAL FUNDED (MAY INCLUDE PREVIOUSLY AUTHORIZED FUNDS)	FY 2023	FY 2024	FY 2025	FY 2026	FY 2027	FY 2028	FY 2029	FY 2030	FY 2031	FY 2032	FY 2033	AFTER 2033
Y-5500	RAIL	VARIOUS	TRAFFIC SEPARATION STUDY IMPLEMENTATION AND CLOSURES - UNPROGRAMMED BALANCE	99	STATEWIDE PROJECT	IN PROGRESS	DIVISION SW			$ 1,944,000												
Z-5400	RAIL	VARIOUS	HIGHWAY-RAIL GRADE CROSSING SAFETY IMPROVEMENTS.	99	STATEWIDE PROJECT	IN PROGRESS	DIVISION SW			$ 28,841,000												
Z-5700	RAIL	VARIOUS	HIGHWAY-RAIL GRADE CROSSING SAFETY IMPROVEMENTS.	99	STATEWIDE PROJECT	IN PROGRESS	DIVISION SW			$ 16,738,000												
Z-5800	RAIL	VARIOUS	HIGHWAY-RAIL GRADE CROSSING SAFETY IMPROVEMENTS.	99	STATEWIDE PROJECT		DIVISION SW	RR	RIGHT-OF-WAY	$ 500,000												
Z-5800	RAIL	VARIOUS	HIGHWAY-RAIL GRADE CROSSING SAFETY IMPROVEMENTS.	99	STATEWIDE PROJECT		DIVISION SW	RR	CONSTRUCTION	$ 3,280,000												
Z-9999	RAIL	VARIOUS	HIGHWAY-RAIL GRADE CROSSING SAFETY IMPROVEMENTS - UNPROGRAMMED BALANCE.	99	STATEWIDE PROJECT		DIVISION SW	RR	RIGHT-OF-WAY	$ 500,000	$ 500,000											
Z-9999	RAIL	VARIOUS	HIGHWAY-RAIL GRADE CROSSING SAFETY IMPROVEMENTS - UNPROGRAMMED BALANCE.	99	STATEWIDE PROJECT		DIVISION SW	RR	CONSTRUCTION	$ 3,000,000	$ 3,000,000											

Appendix A: Public Comments

The Following are Public Comments Made about the 2024-2033 MTIP

Comment 1

From: Gary Curry
Sent: Wednesday, September 6, 2023 8:00 AM
To: GUAMPO
Subject: MTIP Public Comment

From: Gary Curry <gcurry@heronhospitality.com>
Sent: Monday, August 21, 2023 9:08 AM
To: Deanna Trebil <trebil.deanna@newbernnc.gov>
Cc: Felicia McRee <McReeF@newbernnc.gov>
Subject: NBAMPO MTIP Public Comment

Hello,

Greenville and New Bern have always been the two leading cities in our part of Eastern North Carolina. Unfortunately, they are connected by a two-lane road that is very unsafe. Almost every time I travel on NC-43, I drive by a serious accident. My hope is that the NBAMPO will consider funding a four-lane road between the two great cities of the East. Not only will this make travel safer for the public, but it will also greatly improve the economic development of our areas. Thank you for your consideration!

Best Regards,

GARY CURRY
Chief Operating Officer

t: (252) 626-1701
e: gcurry@heronhospitality.com

HERON HOSPITALITY

Coastal | Casual | Comfort

---------- If you are not the intended recipient, you must destroy this message and inform the sender immediately. This electronic mail message and any attachments, as well as any electronic mail message(s) sent in response to it may be considered public record and as such subject to request and review by anyone at any time. It also may contain information which is confidential within the meaning of applicable federal and state laws.

---------- If you are not the intended recipient, you must destroy this message and inform the sender immediately. This electronic mail message and any attachments, as well as any electronic mail message(s) sent in response to it may be considered public record and as

Comment 2

From: Alise Rowan
Sent: Wednesday, September 6, 2023 10:14 AM
To: GUAMPO
Subject: Evan St. Project

From: Alise Rowan <arowan207@gmail.com>
Sent: Tuesday, September 5, 2023 2:35 PM
To: Eliud De Jesus <EDeJesus@greenvillenc.gov>
Cc: Jeff Rashko <JRashko@greenvillenc.gov>; Lane, Heather C <hclane@ncdot.gov>; Len White <lenwhite@ncdot.gov>; ckwhitley@ncdot.gov
Subject: [External] Re: Evans Street Project

From: Alise Rowan <arowan207@gmail.com>
Sent: Monday, May 15, 2023 2:55 PM
To: Eliud De Jesus <EDeJesus@greenvillenc.gov>
Subject: [External] Directed to you from NCDOT

Mr. DeJesus,

I was given your contact info from NCDOT regarding a project to install sidewalks along Evans St. from Arlington Blvd. south to Red Banks Rd.

I'm the president of the Lakewood Pines Neighborhood Association (on Evans in the "no sidewalk" zone) and we've been requesting this work and been given the runaround for YEARS. It is such a dangerous and heavily travelled section of roadway for pedestrians and cyclists but the City just seems to turn a blind eye to the danger.

What can you tell me about the project?

Alise Rowan

This e-mail is for the intended recipient only.
If you have received it by mistake please let us know by reply and then delete it from your system; access, disclosure, copying, distribution or reliance on any of it by anyone else is prohibited.
If you as intended recipient have received this e-mail incorrectly, please notify the sender (via e-mail) immediately.

RESOLUTION NO. 2023-09-GUAMPO
ADOPTING THE GREENVILLE URBAN AREA METROPOLITAN PLANNING ORGANIZATION TRANSPORTATION IMPROVEMENT PROGRAM FOR FY 2024-2033

WHEREAS, the Transportation Advisory Committee for the Greenville Urban Area has found that the Greenville Urban Area Metropolitan Planning Organization is conducting transportation planning in a continuous, cooperative, and comprehensive manner in accordance with 23 U.S.C. 134 and 49 U.S.C. 1607; and

WHEREAS, the Transportation Advisory Committee has found the Metropolitan Transportation Improvement Program to be in full compliance with title YI of the Civil Rights Act of J 964 and the Title VI Assurance executed by each State under 23 U.S.C. 324 and 29 U.S.C. 794; and

WHEREAS, the Transportation Advisory Committee has considered how the Metropolitan Transportation Improvement Program will affect the involvement of Disadvantaged Business Enterprises in the FHWA and the FTA funded projects (Sec. 105(f), Pub. L. 97-424, 96 Stat. 2100, 49 CFR part 23); and

WHEREAS, the Transportation Advisory Committee has considered how the Metropolitan Transportation Improvement Program will affect the elderly and disabled per the provision of the Americans With Disabilities Act of 1990 (Pub. L. 101-336, 104 Stat. 327, as amended) and the U.S. DOT implementing regulations; and

WHEREAS, the Metropolitan Transportation Plan (MTP) has a planning horizon year of 2040, and meets all the requirements of an adequate MTP; and

WHEREAS, the Transportation Advisory Committee (TAC) has provided for a formal 30-day public comment period for the proposed Transportation Improvement Program; and

WHEREAS, the Transportation Advisory Committee has solicited public and private transportation provider comments; and

WHEREAS, the programs and projects included in the GUAMPO Transportation Improvement Program for FY2024-2033 are financially constrained in accordance with State and Federal law; and

NOW THEREFORE, BE IT RESOLVED that the Transportation Advisory Committee for the Greenville Urban Area adopts the FY 2024 - 2033 Transportation Improvement Program for the Greenville Urban Area Metropolitan Planning Organization.

This 13th day of September 2023.

_____
P.J. Connelly, Chairperson
Transportation Advisory Committee
Greenville Urban Area MPO

_____
Secretary